





FAITHFULLY YOURS



ESTABLISHED 1954

Incorporation No A5419H

ABN 79 874 813 605



Geelong Obedience Dog Club Inc
PO Box 186
GEELONG 3220
Phone: 52 434 555

August 2000
Issue No
103

GEELONG OBEDIENCE DOG CLUB INC

Committee for 1999/2000

PRESIDENT	Leonie Kelleher	52 431 277	Public Officer/Bar Manager
VICE-PRESIDENT (1)	Arthur Thorogood	52 441 819	
VICE-PRESIDENT (2)	Barbara Mackey	52 414 243	
SECRETARY	Pam Convery	52 290 145	Newsletter Editor
			Email: jcgret@pipeline.com.au
TREASURER	Jim Ball	52 484 154	Property Officer
TRIAL SEC/ASS. SEC	Janelle Convery	52 290 145	
			Email: jcgret@pipeline.com.au
GENERAL COMMITTEE	Wendy McCraw	52 487 865	Canteen Manager
	Fred Lehrmann	52 215 318	Grounds Manager/ Equipment Manager
	Linda Hunter	52 484 467	Hall Manager
	Angie Trueman	52 481 575	Publicity Officer
	Christine Bromley	52 484 586	Social Secretary
	Fiona Mackey	52 414 243	Assistant Social Secretary/Raffle Steward
NON-COMMITTEE	Desma Dickeson	52 789 585	Training Supervisor/ Display Team Leader
	Tom & Karen Hinkley		Shop Managers
	Sylvia Noblett	52 817 442	Librarian

The opinions in the Newsletter are not necessarily those of the Editor or the Geelong Obedience Dog Club Inc. All Committee and Sub-Committee reports bear the name of the respective Officer.

All correspondence should be addressed to:-

**THE SECRETARY
PO BOX 186
GEELONG 3213**

Visit the Club's website at <http://www.pipeline.com.au/users/jcgret>

Newsletter closing date for all items – 15th of each month

INDEX

CPR Course Report.....	2	Dog Breeds from A to Z.....	12
Notice to all Members.....	3	Position Descriptions.....	14
Left on a chain.....	4	Things we can learn from a Dog.....	18
Plants which can create problems.....	4	Grounds Plan	19
Farewell to Fleas.....	5	To all Members attending Trials.....	20
The Dog at my Heels – Truffle hunting.....	6	Club Calendar	21
Smart Woman.....	7	Trial Dates	21
Club Statistics.....	8	New Members.....	22
Vaccination Certificates required	10	Worthwhile Agility Websites	22
Weekly Health Checklist.....	10	Council Regulations.....	23
How to gain the most from your Training ...	11	Equipment For Sale.....	25

CPR COURSE

On Monday 7th August 2000, 10 members braved the weather to come down to the club to partake in a CPR Course. The night was conducted with the help of a very capable person from The Royal Life Saving Society and Barwon Sports Assembly.

The night proved to be both informative and enjoyable as some of us had trouble convincing our dummies what was required of them. Our Instructor Elisabeth brought enough "Little Annie's" for us all, so we could practice our breaths and compressions.

The first bit of fun was when we had to work in pairs to do our C.O.W.S on our patient on the floor. It was very difficult to do this when our patient kept on laughing instead of pretending to be unconscious.

Congratulations go to Helen Read, Moira McLachlan, Nola Appleton, Victor Douglas, Sandra McCarthy, Joan Brophy, Leonie Kelleher, Kim Ciezarek, Pat McCormack and Chris Thilonius.

Leonie Kelleher



FREE

OPEN DAY FOR JUNIORS and their DOGS


(Membership of the Club not required)

Wednesday 20 September 2000

Commencing at 1.30 pm until approximately 4.00 pm

An afternoon of fun learning for Junior's and their dogs
Includes Basic Obedience training and Responsible Pet
Ownership

Geelong Obedience Dog Club
Breakwater Road
Belmont Common



NOTICE TO ALL MEMBERS

Included with this Newsletter is the notice for our Annual General Meeting and Nomination Forms to nominate or be nominated for the Committee positions as listed below. All Committee positions become vacant at the Annual General Meeting and those current Committee members wishing to re-stand must nominate again. Nominations close on **TUESDAY 12 SEPTEMBER 2000**. Nomination Forms must be completed correctly (one position per form) and placed in the ballot box in the Clubrooms prior to that date.

EXECUTIVE COMMITTEE

1 x President	2 x Vice Presidents	1 x Secretary
1 x Treasurer	1 x Trial Secretary/Assistant Secretary	

GENERAL COMMITTEE

There are six (6) General Committee vacancies for which you can nominate, but at the first meeting of the new Committee each of those members must be prepared to accept one of the following positions.

Canteen Manager	Hall Manager	Publicity Officer
Social Secretary	Grounds Manager	
Raffle Steward/Assistant Hall Manager/Social Secretary		

NON-COMMITTEE

Nominations are also called for the following Non-Committee positions. If you wish to nominate for any of the following positions, please use the Nomination Form provided and place the completed form in the Ballot Box in the Clubhouse. Nominations close for **ALL** positions on **Tuesday 12 September 2000**.

Bar Manager	Training Supervisor	Display Team Leader
Shop Manager	Librarian	Newsletter Editor
Web Master		

LIFE MEMBERSHIP

Nominations are also called for Life Membership of the Club. If there is someone you think is worthy of Life Membership who meets the criteria, write a brief resume and hand it, in a sealed envelope addressed to "The Chairperson, Life Membership Sub-Committee", to the Secretary no later than **WEDNESDAY 27 SEPTEMBER 2000**


Life Membership Criteria – 'Any person, after a period of 5 years continuous membership, may be appointed as a Life Member of the Club in recognition of services rendered to the Club. However, under exceptional circumstances the 5-year period may be waived'.

LEFT ON A CHAIN – Author unknown

Sent in by Elaine Longshaw

I wish someone would tell me what it is I did wrong,
Why I have to stay chained up and left so long.
They seemed so glad to have me when I came as a pup
There were so many things we'd do while I was growing up.

They couldn't wait to train me as companion and friend,
They told me they would never fear being left alone again.



The children said they'd feed me, said they'd
brush me everyday,
They'd play with me and walk me if I could only stay.

But now the family hasn't the time, they often say I shed,
They won't allow me in the house, not even to be fed.
The children never walk me, they always say, "Not now".
I wish that I could please them, won't someone tell me how?

All I have is love, you see, I wish they would explain,
Why they said they wanted me, then left me on a chain....



LEADERSHIP – AUTHOR UNKNOWN

The boss uses "I"
The leader uses "WE"

The boss creates "FEAR"
The leader inspires "TRUST"

The boss "ORDERS"
The leader "SHOWS HOW"

The boss relies on "AUTHORITY" to get
things done

The leader relies on "COOPERATION"

The boss provokes "RESENTMENT"
The leader fires "ENTHUSIASM"

PLANTS WHICH CAN CREATE PROBLEMS FOR YOUR DOG

Sent in by Pat McCormack

Wandering Jew – Causes severe Dermatitis

Paspalum – Sticky material from seeds can cause Dermatitis

Chrysanthemum – May cause a rash on contact

Oleander – Entire plant is poisonous. Nausea, depression, bloody diarrhoea, weakened and irregular pulse, paralysis. NB: This plant is so toxic that smoke from burning cuttings can kill!

Ivy – Contains a variety of poisons

Poinsettia – Leaves and Stems – Diarrhoea, Abdominal cramps, Delirium. Sap can cause irritation and if rubbed in eyes – blindness

Ranunculus (or Buttercup) – Stomach irritation, Diarrhoea – and in large quantities Convulsions.

Wisteria – severe Vomiting, Abdominal pain and Diarrhoea

Lantana (Berries) – Gastro-Intestinal irritation, Muscular weakness and Circulatory difficulties. Sometimes fatal.

Privet (Entire Plant) – Bloody vomiting, Diarrhoea, severe irritation of the Digestive Tract and general Nervous System.

Asparagus Fern – Contains a wide variety of poisons resulting in a bewildering range of symptoms.

Castor Oil Plant – Seeds are poisonous.



Farewell to Fleas

With permission of Gina Spadifori

Author of "Dogs for Dummies"

Sent in by Elaine Longshaw

Are you worried about the effects of chemicals on your dog? Why not make your own safe, non toxic flea repellants?

CITRUS REPELLENT

Cut a lemon into quarters and place in a pint jug. Cover the lemon with boiling water and let it steep overnight. Next day you have a flea repellent that you can use in a spray bottle. Spray all over your dog remembering especially behind the ears and around the head generally

(careful of eyes), around the base of the tail (once again keep away from delicate bits) and under the dogs "armpits".

AROMATHERAPY REPELLENT

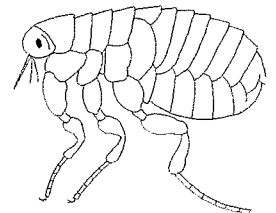
Using 10 ml of sweet almond oil as your base, add 10 drops of Lavender and 5 drops of Cedarwood. Shake well and use 1 or 2 drops spread over the skin at least twice a week to keep the fleas away.

FLEA COLLAR

A flea collar can be made by rubbing a few drops of one of the following into an ordinary webbing or rope collar or even a doggy bandanna; Eucalyptus oil, Tea Tree oil, Citronella, Lavender or Geranium. Don't forget to do this weekly.

YOUR HOME

Fleas spend most of their time in your furnishings and only hop onto your dog or you for their next meal. Make sure you wash your dog's bedding regularly because no flea ever survived a hot wash cycle. If you add Eucalyptus oil to the final rinse it will also kill 99% of house dust mites according to research from the University of Sydney, Australia.



Vacuum your home very thoroughly and sprinkle a fine layer of ordinary table salt over your upholstery and carpets and leave overnight before vacuuming again to evict

Shop Talk

Call in and see Karen and Tom Hinkley at our Equipment Shop
for all your training needs.

Leads, Collars, Car Harness', Training Food, Toys, Dumbbells, etc

Don't forget Doggy Dunnit environmentally friendly "poo bags" are on special

THE DOG AT MY HEELS – “TRUFFLE HUNTING”

Reprinted with permission from the RNSWCC – August Edition

Quite recently I heard about yet another of the many ways in which our adaptable canine companions respond to the needs of their humans ... 'truffle hunting'. For the gastronomically challenged truffles are a kind of mushroom. But let me tell it in the words of my correspondent in France who knows far more than I on the subject since truffles are not actually found in Australia¹, but are akin to gold in her country.

'Truffles are a kind of mushroom, living symbiotically on the roots of certain trees such as the Truffle Oak and Hazelnut. There are several kinds of truffles: two of the most important and most expensive being the Black Truffle and the Perigord. These are found in Italy, Spain and South East and South West of France. Truffles weigh between 20gms to 100gms and the total production of truffles in 1998 was 40 tonnes compared to the annual 1,500 tonnes of earlier times. This decreasing production is due to a changing lifestyle when most of the vineyards were destroyed (in the early 19th century) because of a disease. The vineyards were replaced by Truffle Oaks but after WW2 with a changing style of agriculture, many Truffle Oaks were cut down to provide land for wheat production. Wheat takes only a couple of months to come into production while Truffle Oaks take 10 years before producing.

Truffles are black and have a very distinct taste and smell. Since they grow under the earth harvesting is difficult. Traditionally pigs have been used to hunt truffles but nowadays dogs have taken over. Pigs hunt truffles because they like them and if you don't pay attention, they have eaten them before you have a chance to get the truffle. Dogs are easier to train and work to please their owners.

According to my correspondent, truffling is a very 'secret' business in her country and, of course, nobody is willing to give away any knowledge, which might lead to more competition in the truffle stakes. This is understandable with the price of truffles often reaching around \$100 plus per kilo! My understanding of the situation is that dogs are trained in a similar manner to the drug detection dogs in that the dog is trained to scent out the truffle and is then rewarded. Standard procedure in dog training you might say, but there are several major hurdles.

The first step in training is:

- Get a truffle (this is the hardest part of training if you don't have truffles as they are very expensive)
- Throw truffle and have dog find it (can not lie down for too long as truffle will suffer)
- Little bits of truffle can be added to dog food so dog links food and truffle (Caution: this must be done with care as the dog may become so hooked on the taste of truffles that it may end up eating all the profits of the venture)
- Take dog to truffle field to see if it works.....!

It is most unlikely that 'truffling' will become a national pastime in Australia since Truffles are not available in this country, and regular trips to France (Italy or Spain) is not within the reach of most dog owners. But I'm confident we could come up with a similar 'food - finding' sport of our own! I have a regular canine visitor that snuffles around in my orchard looking for fallen apples which the Rosellas or Lorikeets have taken a bite out of and then discarded as they fall to the ground. But even at \$3 or \$4 per kilo I don't see apple-snuffling as a contender for the truffle!

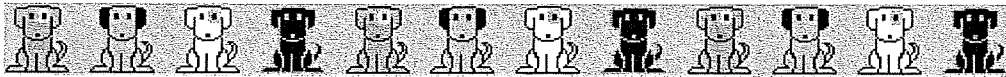
¹ Editor's Note: Truffles are being grown in Tasmania and dogs have been trained there for future "truffle hunting".

The Dog at My Heels – “Truffle Hunting”

However, blackberry tracking could be a goer! I've taught a number of my own dogs to pick and eat blackberries over the years, easy enough. The dogs are quite content to make their way around the blackberry bush, biting berries off the lower branches while I do battle at the top of the bush. Unfortunately, they're just as happy to pick their berries out of my container, which sometimes makes it difficult to get sufficient for a bowl of blackberries and cream! As with truffling the trainer of the blackberry scenting dog would need to be very careful to avoid training the dog to eat the profits of the hunt. But the greatest similarity between truffling and blackberry tracking is the secrecy needed to pursue the sport. Although black-berries don't grow underground, they are considered a noxious plant and therefore required to be destroyed. This means training the dogs to find the actual bush might be the tricky part since, I imagine, few property owners are going to divulge the whereabouts of their illegal, secretly kept, private use blackberry bush!

As one considers the French truffle hunters and their dogs on a dawn foray to the Truffle Oak woods, so imagine the glory of the Australian blackberry hunters and their keen, well trained companions, suitably garbed in gumboots and protective clothing, on early morning incursions across Australian paddocks! 'Allons enfants de la patrie.....'

My thanks to Karin Smeenck from the Perigord region in France for this information on dogs trained to find truffles. Karin has imported two dogs from Australia, which she has trained to truffle hunting. For a very funny account of truffle hunting with pigs, see Peter Mayle's "A Year in Provence"



Smart Woman

Sent in by Leonie Kelleher


A woman and a man are involved in a car accident: it's a bad one. Both of their cars are totally demolished but amazingly neither of them are hurt.

After they crawl out of their cars, the woman says, "So you're a man: that's interesting. I'm a woman. Wow, just look at our cars! There's nothing left, but fortunately we are unhurt. This must be a sign from God that we should meet and be friends and live together in peace for the rest of our days."

Flattered, the man replied, "Oh yes, I agree with you completely! This must be a sign from God!" The woman continued, "And look at this, here's another miracle. My car is completely demolished but this bottle of wine didn't break. Surely God wants us to drink this wine and celebrate our good fortune."

Then she hands the bottle to the man. The man nods his head in agreement, opens it and drinks half the bottle and then hands it back to the woman. The woman takes the bottle, immediately puts the cap back on and hands it back to the man.

The man asks, "Aren't you having any?" The woman replies, "No, I think I'll just wait for the police"



CLUB STATISTICS FOLLOWING MEMBERSHIP RENEWALS 2000

TYPES OF MEMBERSHIP


Single	112
Family	94
Pensioner Single	28
Life Member	21
Pensioner Family	19
Dual	13
Junior	7
Pensioner Dual	5
Total	<u>299</u>

TWENTY MOST POPULAR DOG'S NAMES

Sam	Cody/Kody
Ben	Bonnie
Casey	Sandy
Zac/Zak/Zack	Astro
Barney/Barnie	Beau
Jack	Jessie
Kirra	Maddison
Misty	Monty
Ruby	Sally
Sasha	Sharn

WHERE OUR MEMBERS LIVE

3039	1	3220	19	3241	2
3102	1	3221	7	3260	1
3111	1	3222	10	3280	2
3122	1	3223	3	3321	3
3211	2	3224	14	3328	5
3212	6	3225	1	3331	2
3213	3	3226	14	3332	1
3214	17	3227	7	3350	1
3215	18	3228	21	3354	1
3216	62	3230	3	3357	1
3217	2	3231	1	3658	1
3218	17	3232	2	6714	1
3219	45	3240	1		



OTHER INFORMATION. There are:

113 Library members

16 Committee and Non-Committee members

17 active Instructors



82 Victorian Canine Association members

10 members with 25 + years of membership

25 members with 10 - 25 years of membership

336 members who did not renew their membership

The longest serving members (computer records) joined in 1954




REPRESENTATION OF BREEDS AT THE CLUB

Cross Breeds	65	Poodle (Toy)	3
German Shepherd Dog	39	Weimaraner	3
Border Collie	32	Welsh Corgi (Pembroke)	3
Labrador Retriever	28	Australian Kelpie	2
Golden Retriever	19	Australian Shepherd	2
Rottweiler	19	Bichon Frise	2
Shetland Sheepdog	17	Bouvier des Flanders	2
Staffordshire Bull Terrier	12	Collie (Rough)	2
Boxer	11	Curly Coated Retriever	2
Jack Russell Terrier	10	Fox Terrier	2
Poodle (Miniature)	10	Schipperke	2
Cavalier King Charles Spaniel	7	Shih Tzu	2
Dalmatian	6	Akita	1
German Shorthaired Pointer	6	Bearded Collie	1
Cairn Terrier	5	Border Terrier	1
Dobermann	5	Briard	1
Poodle (Standard)	5	Chihuahua	1
Siberian Husky	5	English Springer Spaniel	1
Beagle	4	Gordon Setter	1
Cocker Spaniel	4	Irish Setter	1
Labradoodle	4	Kerry Blue Terrier	1
Welsh Springer Spaniel	4	Maremma Sheepdog	1
Alaskan Malamute	3	Rhodesian Ridgeback	1
Australian Cattle Dog	3	Shiba Inu	1
Flat Coated Retriever	3	West Highland White Terrier	1
Hungarian Vizsla	3	Whippet	1
Irish Water Spaniel	3	Total	373

CLUB NEWS

It was good to see Derek Hawkrige back at Club after a brief hospital visit. Pity it was only for one week – his Poodle “Eve” is now in season. See you in a few weeks Derek.



VALE

Our sincere sympathy to Lorraine Waldron on the recent passing of her mother. Our thoughts are with you, Malcolm and family.

VACCINATION CERTIFICATES REQUIRED

Current Vaccination Certificates must be sighted when you join the Club or **renew your Membership regardless of when you join.** Could the following members please provide a current Vaccination Certificate next training day.


McGrath Family & "Ami"	Jolanda Binnie & "Zena"	Rebecca Bohling & "Zac"
Lindy Crossland & "Woogi"	Debbie Schroer & "Wolfe"	Mulholland Family & "Tippa"
Connie Enders/Lee McKenzie & "Willow"		Clint Jennings & "Bella"
Mottram Family & "Toya/Moss"	John Blonk & "Tilley/Crissy"	Kirstie Notley & "Tara"
Samantha Lynch & "Sandy"	Coles Family & "Rusty"	Patricia Down & "Rosie"
Reed Family & "Ridley"	Darryl Squire & "Pye"	Fletcher Family & "Poly"
Dorothy O'Donnell & "Lurgan"	Alyssa Lewis & "Lucky"	Faye Schofield & "Leah" Trish
Wilson & "Kiara"	Jackson Family & "Kelly"	Ross Gemmill & "Keeki"
Foulkes Family & "BJ"	Slyvia Noblett & "Jester/Jade/Andy/Skye"	
Goddard Family & "Jesmond"	Slaney Family & "Isabella"	Martin Family & "Holly"
Tigani Family & "Hannah"	Renae Nielson & "Griffin"	Ann Burleigh & "Goldie"
Johnson Family & "Fly"	Lynne White & "Darcy"	John Clifford & "Buddy"
Diane Miller & "Cloud/Celine/Candy/Sally"		Rebecca Taylor & "Chloe"
Nicole Dekoke & "Chance/Coopah"	June Rea & "Carby"	

Weekly Health Check List for your Dog

Your care and attention to your dog will help keep him/her in good condition. If you spend a few minutes each week using the following checklist, you will be aware of potential problems should they occur

Your dog should

- ❖ Be acting normally, active and in good spirits
- ❖ Breathe normally without straining
- ❖ Urinate in the usual amounts and frequency
- ❖ Have bowel movements, which appear normal
- ❖ Walk without stiffness, pain or difficulty
- ❖ Have a full glossy coat in good condition
- ❖ Have skin free from dry flakes and not greasy
- ❖ Have no fleas, ticks, lice or mites
- ❖ Have bright clear eyes free from any matter
- ❖ Have clean ears, which do not smell or have dirt or debris inside
- ❖ Have a moist nose free of discharge
- ❖ Have clean white teeth free from tartar
- ❖ Have pink glistening gums without redness
- ❖ Be free from lumps and bumps, which could indicate possible tumours



How to Gain the Most from your Training

- ✓ Arrive at least 15 minutes prior to your Class time to allow your dog time to settle down before the Class begins. It is very unfair to your dog to get them straight out of the car and expect them to work immediately.
- ✓ Attend Classes as regularly as possible. If you do miss a Class ask your Instructor what you missed and put in some extra practice during the week.
- ✓ If your bitch is in season, she must not attend the Club, but there is nothing to stop you attending so you can keep up with the Class and practice at home.
- ✓ Do not bring a sick or injured dog to Class, but again, you can attend without your dog.
- ✓ Practice at home at least 4 or 5 times a week for 10-15 minutes. Training for 1 hour on a Sunday morning achieves very little, if anything.
- ✓ Talk to your Instructor if you have problems of any kind. They welcome feedback and if they haven't the answer for you, they will seek out someone who does.



CH JARREBOR TARAS RADIANCE CDX ET "SORCHA"

Having wondered for a while if Sorcha was intending to fail every single exercise, one per Trial, prior to getting her Title, or perhaps working on a highest possible average failing score (with 166 twice, 170NQ and 173NQ), and then realising that I was jumping her 5cm over height, we finally got our act together to complete her Open Title at the Border Collie Club Restricted Obedience Trial in May, with a score of 188 and 3rd in the ring. Her previous passes were at Westernport (175) and Werribee (181 and 1st place).

Somewhere in the middle there, she had a litter of beautiful puppies – young Django has made a few appearances in Puppy Class.

Training Sorcha has been fascinating – she's a smart, soft, creative soul, who stretched my motivational approaches to Obedience training well beyond what I would have thought were their limit. Using only positive methods to convince her that Heel Free was NOT an optional exercise was a particular challenge!

Thanks to everyone who has offered ideas, insights and encouragement; my Obedience friends down here, especially Val, Pat, Angie and all the Open/Utility Class members; Helen Read for all her wonderful ideas; Susie and Rasa for our occasional impromptu training sessions down here at Jan Juc.

Sorcha and I are now playing with Utility exercises (Seek Backs are SUCH fun), but our immediate challenge is Agility, which we hope to start entering in the next couple of months

Libby Hotchin

Dog Breeds from A to Z

British Bulldog

The early Bulldog was a fighter that was pitted against bears, badgers, bulls and other dogs. Now that the sports of bull-baiting and dog fighting have been abolished, the Bulldog has been bred for his sweeter temper.

The Bulldog was possibly descended from the Molossus, a Mastiff which the Phoenicians brought to Britain in the sixth century BC. Selective breeding in the 1800s produced a dog with the physical characteristics required for fighting and baiting bulls. The weight was concentrated to the front of the dog and the nose was required to be set high to allow for breathing while the massively powered jaw was latched onto the bull's nose. The eyes were developed with deep furrows of skin below to allow blood to run off. The Bulldog was officially recognized as a breed by the British Kennel Club in 1873.

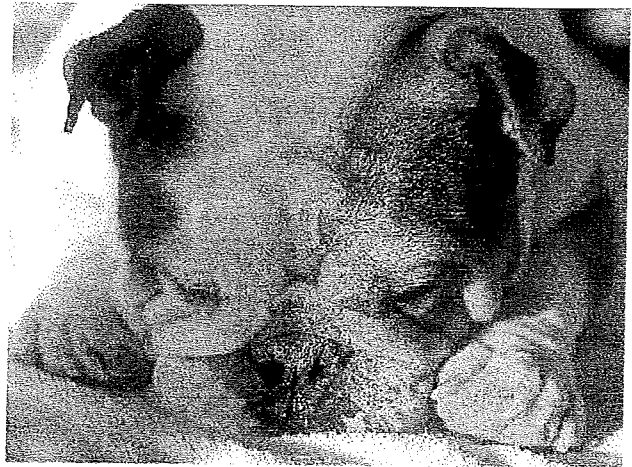
Thickset, broad and powerful-looking, the Bulldog's head and chest appear much larger than the rear end. Height: 12 - 16 in (30 - 40 cm) under FCI standards. Weight: 50 lb (23 kg) for the dog and 40 lb (18 kg) for the bitch, under Canadian standards. Elsewhere: 55 lb (25 kg) for the dog and 50 lb (23 kg) for the bitch.

The head is short and covered with loose skin which forms heavy wrinkles. The skull is broad and the circumference of the head equals the height of the dog to its shoulder. The stop is well-defined, the muzzle is short, broad and turned-up. The nose is set deeply between the eyes, is black and broad. The jowls are thick and hang over the teeth. The jaw is square and broad with the lower jaw well extended over the upper, and curved upwards. The eyes are dark, average-sized, wide apart and set low. The neck is thickset, strong, and arched at the back. The body is medium-sized, low, pear-shaped, and deeply powerful.

The shoulders are broad and muscular above a short, strong back. The tail is set low, either straight or screw, and carried downwards. The chest is broad and the ribs are well-rounded. The forequarters are straight and strong, and set wide apart. The hindquarters are longer than the forelegs, strong and muscular.

The coat of the Bulldog is short, fine, and smooth. The color can be red brindle, other brindles, pure white, red, beige or pied. They can sometimes have a black mask or muzzle.

The Bulldog is loved by many because of its very rugged-looking face. Originally this animal was very formidable and its mere presence would terrify the bravest person. Nowadays the Bulldog is a very different dog. It still looks as ferocious but it is actually quite gentle in nature. Even some of the males become shy and retiring. Intending owners of this dog should realize that they may have to make frequent trips to the vet. This dog's health may be very delicate. The Bulldog can have many respiratory problems due to the formation of the nose. It should be kept in a draft-free environment preferably on a raised bed, and must be dried after bathing. Care must be taken not to overfeed or over exercise this dog, as it may exacerbate a heart problem.



Bullmastiff

With the power of the Mastiff and the courage of the Bulldog, this dog is a very special breed.

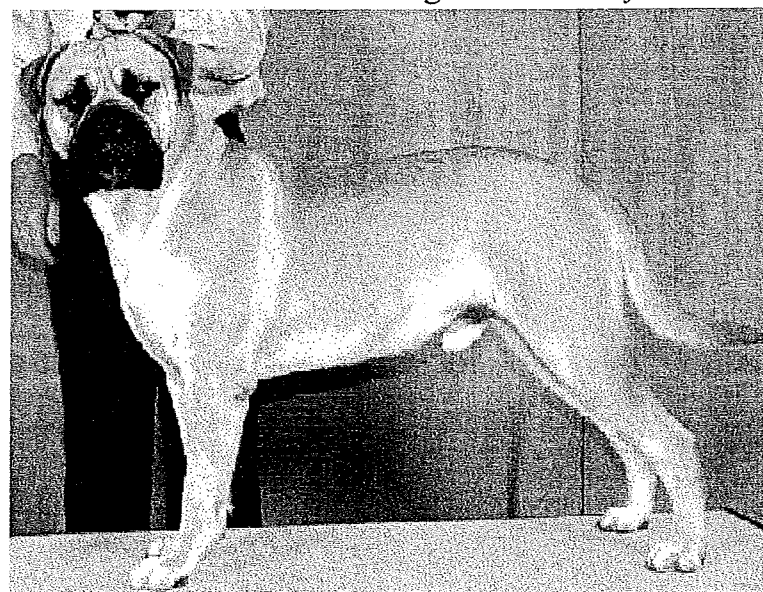

The Bullmastiff was bred in Britain in the late 1800s as a guard dog for large game estates when poaching became rampant and gamekeepers were under constant threat of injury or death. The breed has been recognized in the British Kennel Club since 1924 on condition that the dog has three generations of pure breeding in exact proportions of 60% Mastiff and 40% Bulldog. The breed then contains a combination of the speed, strength, and sense of smell of the Mastiff, with the courage and ferocity of the Bulldog.

The Bullmastiff is a powerful and strong dog of sturdy, symmetrical build. Height: 25 - 27 in (63.5 - 68.6 cm) for the dog and 24 - 26 in (61 - 66 cm) for the bitch. Weight: 110 - 130 lb (50 - 59 kg) for the dog and 100 - 120 lb (45.4 - 54.4 kg) for the bitch. The head of the Bullmastiff is large and square with a wrinkled brow when the dog is attentive, and smooth when at rest. The muzzle is short, the lower jaw is broad. The mask and nose are black with broad, open nostrils. The upper and lower jaws are of equal length. The eyes are dark or hazel, set apart the same width as the muzzle, with a furrow between them.

The ears are v-shaped, set high and folded back, giving a squarish shape to the skull. The ears are darker than the body, with the tips level with the eyes when the dog is alert. The neck is well-muscled and arched, going down to well laid-back shoulders. The body is short in the back with a broad loin. The tail is set high, is long and either straight out or curled up, with a darker tip than the body color. The forequarters are straight and powerful and set wide apart. The hindquarters are strong and muscular, with slightly curved hocks.

The coat of the Bullmastiff is short and dense, and the colours may be any of a uniform red, fawn or brindle. The muzzle area and around the eyes are black with the muzzle color fading towards the eyes.

This huge dog has developed a fearsome reputation. However, this dog is generally very gentle and unassuming. The Bullmastiff is very confident and is scared of only a very few things. It makes an excellent guard dog, as it has the size and courage to act as a deterrent, and the very real power to back up its threats to intruders. Only a foolhardy person would enter the property of a Bullmastiff uninvited. Despite its size, the Bullmastiff is not overly anxious to exercise and is content to stay within the confines of a normal yard. It takes a lot of persistence to train a Bullmastiff, because although it is very intelligent, it is not easily motivated into activity.



GEELONG OBEDIENCE DOG CLUB INC

ANNUAL GENERAL MEETING

TUESDAY - 3 OCTOBER 2000

Commencing at 8.00 pm

**The Clubhouse
Breakwater Road Belmont Common**

Available "Position Descriptions" for the forthcoming elections. Nomination Forms are included with this Newsletter and completed nominations must be placed in the Ballot Box in the Clubhouse by Tuesday 12 September 2000

DUTIES OF THE SECRETARY

VCA membership required

1. Know and uphold the Constitution and Notice of Motion Book. Keep all Club records up-to-date and accurate.
2. Keep accurate records of Members Roll in book and on computer. Check vaccination cards. Write up list of financial members for the AGM.
3. Organise calendar dates in liaison with Training Supervisor and Instructors.
4. Deal with all correspondence and keep accurate file of In and Out going. Records to be kept for 5 years in appropriate files. Change current file to 5-year file on 1 July each year.
5. Write up brief description of Meetings (Minutes). Any Motions of long-standing consequence to be entered in the Notice of Motion book. Keep attendance of Committee members at Meetings. Call Meetings where and when required.
6. Liaison with all Club departments and keep them informed of Club business.
7. Answer telephone enquiries and inform new members. Organise new members list for the Newsletter.
8. Keep stock of stationary (VCA, Trial, Awards and General).
9. Type up Certificates and update records on the computer. Organise Certificate list for the Newsletter.
10. Keep accurate register of all keys and their holders.
11. Organise Club Awards and Titles gained. Keep record of Trial Results for end of year awards.
12. Mail Life members Newsletters. Also, new membership cards to Life Members at beginning of new Financial Year.
13. Give notice of AGM and arrange for Returning Officer and Scrutineers.
14. Follow up on items dealt with at Meetings, which require further action.
15. At end of Financial Year distribute inventories and ensure all departments complete stocktake where required.
16. Organise weekly announcement sheet for Classes.
17. Remind departments of Newsletter closing date for Reports and articles to be submitted.
18. Make sure all equipment is in good working order and serviced regularly.

19. Notify Incorporation Commission and VCA of any changes to the Constitution and submit Financial Statements, Auditors Report, New Committee, AGM minutes, etc to the VCA.
20. Organise any notices for the Newspaper.
21. Organise get-well, wedding, engagement, sympathy, new baby, 21st birthday, 50th birthday cards/flowers for members. Only Instructors and Committee receive flowers, general members are sent cards.
22. Set out agenda for Meetings (Committee agenda to each Committee Member, General agenda to President and Treasurer only). Committee Meeting Minutes of previous meeting to be given to each Committee Member the Sunday before the next meeting.
23. Organise user numbers for the Security System.
24. When flooded organise workers and alternative grounds if necessary, also newspaper notices if required.

DUTIES OF THE TRIAL/ASSISTANT SECRETARY

VCA membership required

1. Assist the Secretary wherever required.
2. Arrange judges for each Trial well in advance, preferable contract judges for the entire year in January. Contracts to be sent and record kept of acceptances and refusals
3. Draft Schedule, Judges white contracts and cheque to be sent to the VCA in time for Schedule to be placed in the Gazette, eg July Trial, if the closing date is in July, schedule is advertised in June, closing date for the Gazette is 1 February.
4. Keep record of ribbons, sashes and all stationery required for Trial.
5. Order Trophies, ribbons, sashes as required for each Trial. (Sashes have braid, ribbons don't)
6. Discuss working bee dates with Grounds Manager. Arrange announcements or handouts to members notifying them of dates.
7. Arrange for Stewards list to go out early, approximately 15 - 20 Stewards required depending on size and type of Trial. Let members know via announcement sheet or handout Stewards are needed.
8. As entries arrive, list entries for catalogue (multiple entries list separate), Geelong members list for Newsletter and Club awards, representation of breeds (if used).
9. After closing date, set out catalogue and number of rings required. Discuss ring layout with Grounds Manager.
10. Write up entry fees and take to bank
11. Print catalogue, write catalogue numbers and envelopes, write up ring sheets, set up judge's folders, allocate Stewards to rings.
12. Cancel or contract Judges as per entry numbers.
13. Arrange workers for the office to leave yourself free on the day if possible.
14. Greet judges and introduce Stewards to their respective Judge.
15. Make sure UD stewards have food refusal dishes for the ring and other Stewards have pens, etc.
16. Generally oversee the running of the Trial.
17. Assist with the presentations, help with clean up.
18. Make sure you have a correctly marked catalogue for the VCA. Must be sent, with the surcharge cheque and completed form within 14 days of the Trial.
19. Prepare list of Geelong member's results for the next available Newsletter.
20. Order relevant Club trophies for winning Geelong members for presentation on the first training day after the Trial.
21. Arrange engraving of relevant Club perpetual trophies within one (1) month of the Trial.

DUTIES OF THE CANTEEN MANAGER

1. Keep Canteen clean (benches bleached, fridge and freezer cleaned, floors washed occasionally)
 2. Provide coffee, tea with biscuits, soft drinks, etc on training days with help from members on roster
 3. Keep fridge and freezer stocked with food and drinks
 4. Provide morning tea and lunch on days of working bees and special days
 5. Cater for Trial days in Canteen with help from members on roster
 6. Take control of all stock
 7. Organise roster of Canteen helpers
 8. Count all money and bank proceeds
 9. Write reports for Committee and General Meetings
 10. Defrost freezer on a regular basis
 11. Assure food safety control is adhered to
 12. Give list of "freebies" to Treasurer each month for reimbursement
 13. Attend Committee Meetings
-

DUTIES OF THE GROUND'S MANAGER

1. Make sure the grounds are clean and ready for use
 2. Put the speakers up on a Sunday morning, clean "poo buckets"
 3. Keep the garage in order (tidy ropes, starting pegs, etc)
 4. General maintenance of the grounds (trees, mowing areas not mowed by council, rubbish, signs, fences, etc)
 5. Prepare UD boxes for Trials
 6. Organise working bees for Trials
 7. Organise, with the Trial Secretary, rings, parking etc for Trials
 8. Attend Committee Meetings
-

DUTIES OF THE HALL MANAGER

1. To ensure Hall is kept clean by sweeping, vacuuming and dusting
 2. Clean windows as required
 3. Remove rubbish and take home as there is no rubbish collection on the grounds
 4. Empty aluminium cans in bags to the back shed
 5. Clean toilets
 6. Spray around sensors to keep away spiders
 7. Set mouse traps as required or place baits where they are safe from dogs and children
 8. Purchase cleaning materials, garbage bags, toilet rolls, etc
 9. Set up hall for meetings as required
 10. To liase with Trial Secretary as to Hall requirements for Trials
 11. Attend committee meetings
-

DUTIES OF THE PUBLICITY OFFICER

1. Distribute Club Brochures as per distribution list and refill as necessary
2. Liase with Display Team Leader regarding Display Team Activities as per Motion 91
3. Take photos as required
4. Keep photos above kitchen window and photo albums up to date
5. Liase with media regarding Club activities
6. Report to General Meetings and Committee Meetings
7. Attend Committee Meeting

DUTIES OF THE SOCIAL SECRETARY

1. Organise Social functions, approximately bi-monthly, with the help of a sub-committee
 2. Organise any fund raising
 3. Arrange Christmas party for members
 4. Arrange Christmas break-up for children
 5. Organise Fish BBQ for Easter - Good Friday
 6. Attend Committee meetings
 7. Organise Committee, Instructors and Workers Dinner
 8. Promote and advertise events to the members
-

DUTIES OF THE TRAINING SUPERVISOR

1. To organise classes and Instructors
 2. To promote, supervise and encourage trainee Instructors up to standard
 3. To organise Promotion Days (appointing testers, setting up rings, collecting results and making sure Certificates are typed)
 4. To chair monthly Instructor's meeting
 5. To mediate disputes arising from training sessions
 6. To check on dogs reported by Instructors or others as being too aggressive
 7. To encourage members to become trainee Instructors
 8. Keep Assistant Training Supervisors informed of all activities
-

DUTIES OF THE BAR MANAGER

1. Purchase stock for bar and keep complete records
 2. To liaise with the Trial Secretary for Trial requirements
 3. To keep "Freebies Book" up to date and balanced so bar can be reimbursed
 4. To keep bar area clean and remove empty cans to compound
 5. Give list of "freebies" to the Treasurer each month for reimbursement
 6. Defrost refrigerators on a regular basis
 7. Be available to serve behind bar or arrange replacement for Social functions and/or Trials
 8. To attend Committee Meetings (if on Committee)
-

DUTIES OF THE DISPLAY TEAM LEADER

1. Arrange practices for Display Team Members and prepare drills for the team.
2. Co-ordinate function appearances with the Publicity Officer

Motion No 91

'that all requests in writing to Club Secretary. Secretary will pass on such requests to Publicity Officer who will inform the Demo Leader. The team leader shall check date availability and may check ground conditions and inform Publicity Officer if suitable. Publicity Officer shall make all necessary arrangements for the conduct of Club Display with the applicant and finally notify the team leader and Secretary of such. Written notes of such arrangements shall be kept by the Publicity Officer'.

3. Distribute and keep a record of Display Team uniforms

Motion No 143

'that Demo Team members are to sign a carbon copy book when issued with their uniforms. The top copy to be retained by the member, the carbon copy by the Club. When member leaves the team, uniform to be returned and carbon copy destroyed. Demo Team Leader to be responsible for carbon copy book'.

4. Arrange drinks from the Club for Display Team members unless the people conducting the event, prior to the day, offer drinks.
5. **Motion No 168**
'that if the Display Team Leader wishes to put his/her dog in the team for the day that he/she delegates another member to take his/her place as the leader, prior to the day, to ensure total control of the Display Team
6. Keep Police Checks up to date as required for Team members

DUTIES OF THE RAFFLE STEWARD

1. Organise weekly Club raffle and arrange ticket sales
2. Purchase or arrange donated raffle items
3. Arrange Raffle on Trial Days
4. Keep record of Raffle takings and expenditure
5. Liase with Social Secretary to assist with Social Events
6. Organise assistants or someone to run the Raffle on days you are unavailable
7. Written report for General Meetings


DUTIES OF THE SHOP MANAGER

1. Open shop during hours as pre-arranged
2. Keep Shop clean and tidy
3. Order Stock
4. Complete Stocktake – 30 June each year
5. Count takings and hand to Treasurer
6. Organise assistant/s if unavailable on training days/Trial Days
7. Written report to General Meeting

Things We Can Learn From a Dog – Author Unknown

Sent in by Andrea Dennett

Never pass up the opportunity to go for a joyride
Allow the experience of the fresh air and wind in your face to be pure ecstasy
When loved ones come home, always run to greet them
Let others know when they have invaded your territory
Take naps, and stretch before rising
Run, romp and play daily
Eat with gusto and enthusiasm
Be loyal, never be something your not
If what you want lies buried, dig until you find it
When someone is having a bad day, be silent, sit close by and muzzle them gently
Thrive on attention and let people touch you
Avoid biting when a simple growl will do
On hot days, drink lots of water and rest under a shady tree
When you are happy, dance around and wag your entire body
No matter how often you are scolded, do not buy into the Guilt Thing, run fight back and make friends
Bond with your pack
Delight in the simple joy of a long walk



CLASS

CLASS

CLASS

CLASS



CLASS

CLASS

CLASS

CLASS

ENTRY
EXIT

CLASS

CLASS

CLASS

CLASS

CAR PARKING

NO
PARKING

MEMBERS CAR PARKING
FOR YOUR SAFETY
AND THE SAFETY OF OTHERS
PLEASE OBSERVE ALL SIGNS AND
SPEED RESTRICTIONS ON THE GROUNDS

PUPPY CLASS

AGILITY

VERANDAH

CANTEN

SHOP

CLUBHOUSE

STORE
ROOM

TOILETS

COMMITTEE
PARKING

DO NOT PARK BEYOND TREE LINE

PARKING

88

PARKING

INSTRUCTOR'S AND
COMMITTEE PARKING ONLY

TO ALL MEMBERS ATTENDING TRIALS

The following changes have been made to the selection of "Obedience Dog of the Year" and "Agility Dog of the Year" Awards. Please read them carefully.

CHANGES TO "OBEDIENCE DOG OF THE YEAR" AWARDS

'that any previous Motions are rescinded and the following procedure adopted for the selection of Obedience Dog of the Year awards.

1. That three (3) scores only be submitted, two (2) of which are required to be passes (copies of Pass Card to be supplied), and the third highest score to be verified by the Judge on the day at the Trial.
2. The highest total of all three (3) scores will be the winner'.

CHANGES TO "AGILITY DOG OF THE YEAR" AWARD

'that any previous Motions are rescinded and the following point's table be used for the selection of Agility Dog of the Year award.

	AD Level	ADX Level	ADM Level
Pass	4 points	5 points	6 points
First Place	3 points	4 points	5 points
Second Place	2 points	3 points	4 points
Third Place	1 points	2 points	3 points

Dogs do not have to get a pass to obtain placing points, but a pass must be obtained in the award year to win the award'.

CHANGES TO AWARDS AND TROPHY RECIPIENTS

'that all recipients of Club Trialing and Agility Awards/Trophies have to be active Club members and their dog shall have been trained on our grounds under supervision of authorised Club Instructors'.

If you gain a Title, the Secretary or Trial Secretary can give you the appropriate paper work to fill in for the VCA.

All dogs that achieve a Title are entitled to have an 8" x 10" vertical photo on the Clubhouse wall. The Club supplies frames, but there is a \$3.00 charge so your photo can be added to the Photo CD for storage.

For Trial Results to appear in the Newsletter, it is up to **YOU** to notify the Editor in writing or by phone.

Provision has been made for all Members and their dogs that gain Titles, to place a **HALF PAGE** summary of their feat in the Newsletter. Once again, it is up to the Member to notify the Editor in writing, including a copy of your "Ad".

CLUB CALENDAR

September

Sunday	3 September	Puppy and Class One Intake – for fully vaccinated puppies & dogs. Father's Day
Monday	4 September	Trial entries close – Open Obedience Trial
Thursday	7 September	Puppy Kinder – for puppies approx. 8 - 16 weeks
Saturday	9 September	Working bee - Open Obedience Trial
Friday	15 September	Newsletter closes for all articles, reports and Trial results
Saturday	16 September	Working bee - Open Obedience Trial
Sunday	17 September	Open Obedience Trial – NO TRAINING
Monday	18 September	Instructor's Meeting
Wednesday	20 September	Open Day for Juniors commencing at 1.30 pm
Sunday	24 September	Puppy Intake – for fully vaccinated puppies under 6 months. September Newsletter available
Wednesday	27 September	Life member's nominations close

October

Sunday	1 October	Promotion Day
Tuesday	3 October	ANNUAL GENERAL MEETING – 8.00 pm
Thursday	5 October	Puppy Kinder – for puppies approx. 8 - 16 weeks
Sunday	8 October	Puppy and Class One Intake – for fully vaccinated puppies & dogs
Sunday	15 October	Newsletter closes – for all articles, reports and Trial results
Monday	16 October	Instructor's Meeting – 8.00 pm
Sunday	22 October	Puppy Intake – for fully vaccinated puppies under 6 months
Sunday	29 October	October Newsletter available

TRIAL DATES

Saturday	16/9/00	Tracking	Southern O D C
Saturday	16/9/00	Agility (2)	Croydon & District O D C
Sunday	17/9/00	Tracking	Southern O D C
Sunday	17/9/00	Obedience	Geelong Obedience Dog Club
Saturday	23/9/00	Agility (2)	Hastings & District O D C
Saturday	23/9/00	Pre-Lim	Tracking Club of Vic
Sunday	1/10/00	Obedience	Shepparton O D C
Saturday	7/10/00	Obedience	Murray Valley O D C
Saturday	7/10/00	Agility (2)	Knox O D C
Sunday	8/10/00	Obedience	Murray Valley O D C
Sunday	8/10/00	Obedience	Warrigal O D C
Sunday	8/10/00	Agility (2)	Berwick O D C
Saturday	14/10/00	Agility (2)	Southern O D C
Sunday	15/10/00	Obedience	Knox O D C
Saturday	21/10/00	Obedience	Northcote O D C
Sunday	22/10/00	Obedience	Altona C D C
Saturday	28/10/00	Obedience	Werribee O D C
Sunday	29/10/00	Obedience	Gisborne O D C

NEW MEMBERS

The Committee, Instructors and Members would like to welcome the following new Members.

July and August New Members

Haas Family	Major Susan	Dunoon Joanne	Vagg Family
Van Der Horst Ronald	Hosie Family	Heppell Jessica	Hanson Shannon
Stojanovski Wendy	Turner Family	Olney Chris	Bauer Family
Fletcher Anthony	Rylance Family	Williams Nada	Hudson Family
Howell Susan/Pavia David	Gray Steve	Edwards Jarrod	Jacob Family
Walsh Merise	Woolley Family	McKay Gavin	Gaack Irmgard
Andersen Family	McNamara Family	Rantall Norm	McKenna Clare
Locke Bruce	Fowler Samantha	Shepherd Chris	Haggarty Kay
Sweeney Jocelyn/Swansborough Shayne		Micallef Family	Walker Bruce
Wilkinson Family	Perkins Family	Faulkner Lenore/Rand Peter	
Skinner Susan	Stokes Kathryn/Garrow Marc	Cook Betty	Berryman Julie
Hrabar Cindy	Schuster Leah/Pryke Nic	Coles Family	Brough Family

WORTHWHILE AGILITY WEBSITES

Just because I haven't been at training recently doesn't mean I've forgotten everyone in my Agility Class. While you've been out in the cold and the rain I've had more time to sit inside by the fire and surf the web. These are some websites that I've found interesting and helpful.

www.cleanrun.com - This is where many of those course maps I use in training have come from, especially useful for Instructors but still with plenty of information about courses for everyone involved in agility

www.dogpatch.org/agility - A whole range of articles on training suitable for beginners or more experienced handlers, especially The Agility FAQs.

www.flyingdogpress.com - Articles by Suzanne Clothier author of "The Agility Training Workbook" and "The Clothier Natural Jumping Method", plenty of information about the mechanics of jumping and teaching dogs to jump as well as really interesting articles on all areas of dog training.

www.agilityability.com - Another American website with heaps of information. I've only discovered this recently and haven't visited it in depth as yet. The section Agility Training seems especially valuable.

www.agilitynet.com/magazine - An English website at least as big as agility ability. This site covers a range of articles and stories on agility and other dog topics. Keep going through the section on British Kennel Club rules and you'll find some excellent training articles including a video of basic handler moves. www.inch.com/~dogs features the American Dog Trainers Network, another enormous site. The section headed Training covers all dog related activities and issues.

www.powerpaws.agility.com presently offers some excellent articles on dealing with problems at the starting line and with weave poles. www.netscenes.com/pawsabilities the training tips section contains some excellent articles on Spot Contact Training (two paws on and two paws off method that we've been using recently) and Weave Pole Training. www.uwsp.edu/psych/dog/work.htm also known as Dr P's dog training. Not specifically about agility, but covers a great number of topics.

Nearly all of these sites contain links to other related websites, so the opportunities to find more articles are probably endless. If you find a website that you think should be added to this list please let me know or send them to me at cathy@hccs.com.au

In the meantime enjoy your reading and training. - **Cathy Bond**

ANIMAL LITTER

When you take your pet out for a walk it is your responsibility to take any litter that your pet may leave on the ground with you, and to dispose of it in the appropriate place.

KEEPING OF ANIMALS

Under Council's Local Law No 4 there are limits to the number of animals you can have on your property without first obtaining a permit. (see below)

PROPERTY ZONING


PET	RE	BU	IN	OT	ORB	RR
DOGS	2	2	2	2	4	4
CATS	2	2	2	2	4	4
FOWL	12	Subject to planning scheme				

LEGEND:


- RE: Residential
- BU: Business
- IN: Industrial
- OT: Other
- ORB: Other Residential, Business, Industrial
- RR: Rural Residential

A detailed list showing other animal types is available on request from Council.

Any further information which may be required concerning any of the subjects covered in the leaflet may be obtained by contacting the local Laws Section on telephone. **52270500** between 8.00 am and 5.12 pm.



Please remember, we are just a phone call away and will be only to happy to assist you with any query or enquiry that you may have.



Geelong

**ENJOYING
YOUR
PET**

INTRODUCTION

Unfortunately there are some pet owners who do not properly supervise their animals, these animals end up causing Council, and their neighbours a great deal of trouble.

Council wants to help you to enjoy owning a pet, and the following information, hopefully, will assist you to enjoy your many years of blissful pet ownership.

REGISTRATION

Once your pet (Dog/Cat) reaches the age of 6 months that animal must be registered with the Local Council in which the animal is kept. An animal that has been registered previously with Council must be re registered with Council by the *10th of April each year*.

Once registration has been effected, Council issues a registration tag that should be attached to the pets collar. This enables Council to return your pet to you should it become lost.

SECURING YOUR PET

Please ensure that your pet is confined to your property at all times unless of course it is out with you.

Family pets that seem quiet and docile can get themselves into trouble when they are allowed to roam free.

Some of the problems encountered when animals are allowed to wander are:
attacks on other animals and people
getting into rubbish,
fighting,
vehicle accidents,
being injured on roads,

In Geelong each year, about 2800 dogs are impounded with only 60 % finding a new home or reclaimed by its owner.

With cats about 2100 are impounded each year with less than 15 % finding a new home or reclaimed by its owner.

Cats as well as dogs can be humanely confined to your premises without restricting their ability to exercise. If further information is required relating to building a cat enclosure is required you should contact the following organisations.

The cat protection society, RSPCA, Geelong
Animal Welfare Society or the Department of
Conservation and Natural Resources.

NUISANCE/NOISE

Council receives many complaints about neighbours dogs which are barking, this noise can be very annoying to the non pet owner. If your dog is barking a lot and you think it may become a problem, the most important thing to do is try to work out why the dog is barking.

Some animals howl at the moon, come bark from boredom, some from lack of exercise, others bark at birds or anything that moves.

The new *Domestic (Feral & Nuisance) Animals Act 1994* states:

(1) *The occupier of any premises where a dog or cat is kept or permitted to remain must not allow that animal to be a nuisance.*

(2) *A dog or cat is to be regarded as a nuisance for the purposes of this section -*

- (a) if it injures or endangers the health of any person: or
- (b) if it creates a noise, by barking or otherwise, which persistently occurs or continues to such a degree or extent that it unreasonably interferes with the peace, comfort or convenience of any person in any other premises.

FOR SALE

The Club has the following items available for sale

3 x Broad Jump sets	\$20.00 per set
3 x High Jumps	\$40.00 per set
3 x Broad Jump sets, small, unpainted.....	\$5.00 per set
1 x grey drum (tunnel, without canvas)	\$25.00
4 x Utility Mats	\$10.00
1 x Brothers Electronic Typewriter.....	\$30.00
2 x Index File Card Boxes	\$1.00
1 x Sharp Electronic Calculator	\$5.00
1 x Disk Box (3.5 disks).....	\$5.00
Telstra Monitor 301 Answering Machine	\$15.00



NOMINATION FORMS
GEELONG OBEDIENCE DOG CLUB INC NOMINATION FORM

Position _____

Nominee _____ Signed by Nominee _____

VCA Membership No (Executive Committee only) _____

Nominated by _____ Seconded by _____

GEELONG OBEDIENCE DOG CLUB INC NOMINATION FORM

Position _____

Nominee _____ Signed by Nominee _____

VCA Membership No (Executive Committee only) _____

Nominated by _____ Seconded by _____

GEELONG OBEDIENCE DOG CLUB INC NOMINATION FORM

Position _____

Nominee _____ Signed by Nominee _____

VCA Membership No (Executive Committee only) _____

Nominated by _____ Seconded by _____

GEELONG OBEDIENCE DOG CLUB INC NOMINATION FORM

Position _____

Nominee _____ Signed by Nominee _____

VCA Membership No (Executive Committee only) _____

Nominated by _____ Seconded by _____

Members can complete one or all of the above nomination forms, but if not completed correctly (one position per form) the nomination will be invalid. VCA Membership No is required for all Executive Committee positions. Nominations close on **Tuesday 12 September 2000.**