








# FAITHFULLY YOURS



ESTABLISHED 1954

Incorporation No A5419H  
ABN 79 874 613 605

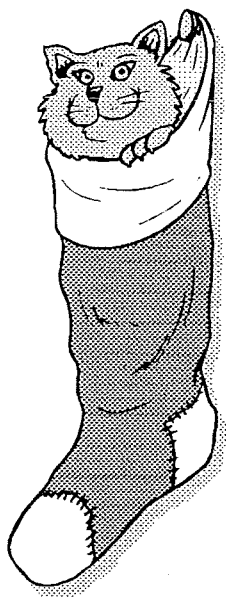


## MERRY CHRISTMAS

Geelong Obedience Dog Club Inc  
PO Box 186  
GEEELONG 3220  
Phone: 52 434 555

**November 2003**  
Issue No  
**139**

## RETURN TO TRAINING - 2004



**Monday 12<sup>th</sup> January**

Trial Class training resumes

**Thursday 15<sup>th</sup> January**

Office reopens – 2.00pm to 8.00pm

**Monday 19<sup>th</sup> January**

Committee Meeting – 8.00pm

**Tuesday 27<sup>th</sup> January**

Instructor's Meeting – 7.30pm

**Sunday 1<sup>st</sup> February**

Return to training for all current Members


**Tuesday 3<sup>rd</sup> February**

General Meeting

All Members welcome

**Thursday 5<sup>th</sup> February**

Puppy Kinder for puppies 8 – 16  
weeks




**Sunday 8<sup>th</sup> February**

Puppy Intake for fully vaccinated puppies under 6 months

Class 1 Intake for fully vaccinated puppies and dogs over  
6 months

A complete copy of the 2004 Calendar is at  
the back of this Newsletter



# GEELONG OBEDIENCE DOG CLUB INC

## Committee for 2003/2004

PRESIDENT	Fred Lehrmann	52 215 318	Public Officer
VICE-PRESIDENT (1)	Helen Read	52 484 889	Training
VICE-PRESIDENT (2)	Tina Button	0414363556	Administration
SECRETARY	Pam Convery	52 290 145	
TREASURER	Jim Ball	52 484 154	Property Officer
TRIAL SEC/ASS SEC	Janelle Convery	52 290 145	
GENERAL COMMITTEE	Mark Kilbourne	52 419 942	Canteen Manager
	Peter Baker	52 481 319	Equipment Manager
	Victor Douglas	52 415 401	Grounds Manager
	Lesley Bruton	52 211 459	Hall Manager
	Sandy Malady	52 215 784	Publicity Officer
	Leonie Kelleher	52 431 277	Social Secretary
NON-COMMITTEE	Desma Dickeson	52 789 585	Training Supervisor
	Barbara Thorogood	52 441 819	Training Manager
	Chris Jubb		Shop Manager
	Robyn Youl	53 676 415	Librarian
	Meinhard Breiberg	52 782 296	Bar Manager
	Pam Convery	52 290 145	Newsletter Editor
	David Gravolin	52 485 480	Webmaster
	John Wallace	52 784 734	Raffle Steward
	Wendy McCraw	52 487 865	Display Team Leader

The opinions in the Newsletter are not necessarily those of the Editor or the Geelong Obedience Dog Club Inc. All Committee and Sub-Committee reports bear the name of the respective Officer.

All correspondence should be addressed to: -

**THE SECRETARY**

**PO BOX 186**

**GEELONG 3213**

Club's website address – [http://members.tripod.com/geelong\\_odc](http://members.tripod.com/geelong_odc)

Newsletter closing date for all items – 15<sup>th</sup> of each month

## INDEX

Reports .....	2	Application for Trainee Instructors .....	19
Library News .....	4	Have a Cool Yule .....	20
New Members .....	5	Christmas Canine Cookies .....	21
Trial Results.....	5	Dog's Bed .....	22
The Secret of a Happy Recall.....	9	Gala Parade .....	23
How to Score off your Owner.....	11	'Twas the night before Christmas.....	24
Hot Dogs .....	13	Itinerary for Breakup Day .....	25
Geelong Trial Results.....	17	Club Calendar 2004.....	27

## REPORTS

## REPORTS

## REPORTS

## REPORTS

---

### PRESIDENT'S REPORT

Well, one month is already gone since my first report and it was a month with lots of activities. The Display Team showed their skills at different venues and a large number of our Members **PARTICIPATED** in the GALA PARADE. By all reports they enjoyed the march and were very much appreciated by the kids and adults alike and received lots of applause!!

Our Trialers traveled far and wide and were very successful with quite a few passes and also Titles. Congratulations to all of you, especially the "YOUNG BRIGADE" of the Trial Class. It proves that with the right tuition and guidance the chances are there for everyone who is prepared to put in some active work.

Our Trial on the 9<sup>th</sup> November went off without a major problem. A lot of Members **PARTICIPATED** in the working bee's before the Trial and many hands were available to set up and pull down the equipment on the day. The kitchen team received a lot of praise from the visitors and Judges commented on the wonderful condition of the ground and set up. As always our Office Team was in control all day with checking the scores and organising and preparing the presentations in very short time. A rough overview gives around 60 Members that were involved in this Trial, not forgetting the Raffle Team, the Cake sellers or the team that looked after the **INNER** comfort of the Judges. My thanks to all the department Managers and their troops, well done!!!

With so many **PARTICIPATING** it made it a very enjoyable day. I also noticed some new Members visiting with their families and they enjoyed the day also. I hope you "caught the bug" and we will see you as competitors in the new year. Our next Obedience Trial in Geelong will be in July 2004, so how about it Members? Or how about the Agility Trial in May 2004 if that is your caper. As I have mentioned before, there is plenty around in which to **PARTICIPATE**.

I hope to see many of you at our Christmas Dance and also on the last training day, which is on the 14<sup>th</sup> December. In the meantime, I wish you and your families a happy and safe holiday season. Look after your dogs and don't forget to train a little.

Merry Christmas and a Happy New Year.

**Fred Lehrmann – President**

### SECRETARY'S REPORT

Hi everyone

Just a quick report to wish everyone a Merry Christmas and a safe and prosperous New Year. For those being tested at the next Promotion Day, good luck and if you aren't ready for testing, don't forget there is a holding Class so training goes on as usual.

To all Committee Members, Instructors and workers, thank you for your help this year, you are probably looking forward to the break as much as I am, but after a few weeks I look forward to the return to train and I'm ready to approach the year with new enthusiasm. Enjoy your well-earned break as 2004 with the 50<sup>th</sup> Anniversary promises to be a very busy year.

Best wishes

**Pam Convery – Secretary**



**TRIAL SECRETARY'S REPORT**

Hi all

Well, all our Trials are completed for this year and November's Trial, although small was yet another success. Thank you to all the Members who helped both prior to the Trial and on the day, without your help the Club would not be able to run these events

Congratulations to all the Geelong Members who have achieved their goals this year, we certainly had quite a few Titles gained and passes towards Titles that I'm sure will be completed early in the new year.

Best wishes for a safe and happy Christmas

**Janelle Convery – Trial Secretary**

**CANTEEN MANAGER'S REPORT**

Hello to all Members. As the new Canteen Manager, I will start off by introducing myself and give a brief history. My name is Mark Kilbourne and I joined the Club in April 2002. I am currently in the Trial Class.

Secondly, I would like to thank the previous Canteen Manager for her efforts last year and hope I can continue to run the Canteen as well and as profitably.

As for the Canteen, I hope to introduce specialty days for the Members, offering things such as hot dog days, etc. If any Members have any ideas for stock in the Canteen, feel free to approach me and talk about it and I'll endeavor to accommodate you.

We recently had our Obedience Trial and it was a huge success. The Canteen ran like clockwork thanks to the support staff I had. Without these people, Jamie Marendaz, Joan Rice, Debbie Hamilton, Sheridan LaPeyre, Rosemary O'Sullivan, Rachel Johnstone and Kathy Rodgers. To anyone else I missed – sorry. Thank you to all those who donated cakes for the Cake Stall, which was a great success with nothing left at the end of the day. The combined takings of the Canteen and the Cake Stall tipped the \$500.00 mark, well above what I was expecting to sell. Once again, thank you to all.

Last of all, a big thank you to the people who have helped in the Canteen on a Sunday's. Also, I would like to apologise for not being around every Sunday, but I will endeavor to be there as much as possible during my term as Canteen Manager.

Merry Christmas, safe holidays, happy New Year and see you all back next year.

**Mark Kilbourne – Canteen Manager**

**TRAINING SUPERVISOR'S REPORT**

My last report for 2003 and I would like to take the opportunity to wish all those who are taking part in the up-coming Promotion Day the best of luck for whichever Class test they are entering – hopefully you can all earn an early Christmas "bonus" in the form of a well-earned pass.



## REPORTS

## REPORTS

## REPORTS

## REPORTS

---

Of course success will NOT happen if the only work that is done is on Sunday morning and the homework is nearly non-existent! A few minutes a day to reinforce the basics of training with a positive attitude is a necessary exercise on the way to having a well-behaved canine companion.

I do hope everyone has a safe and happy Christmas season and that you all return next year with a firm resolution to succeed. Please everyone, watch out for snakes and also check your dogs for grass seeds regularly and don't feed them rich foods or chocolates even when you over-indulge during the festive season.

My heartfelt thanks (as always) go to the Instructors who help you all week after week to achieve your goals.

I hope you all have a restful and safe Christmas and enjoy lots of free time with your dogs.

See you all in 2004


**Desma Dickeson – Training Supervisor**



# LIBRARY NEWS

**The Library is now closed for borrowing for  
2003**

**Would any Members  
who have books  
outstanding please return  
them before we close for  
the Christmas break on  
Sunday 14<sup>th</sup> December.**



# NEW MEMBERS

The Committee, Instructors and Members would like to welcome the following new Members who have joined the Club recently. We hope you enjoy training your canine companion

## 16/11/2003

McDonald Family  
Bamford Family  
Nash Matthew

Byrne Selina/Williams Bronwyn  
Korsten Tony  
Spriggins Christine

## 2/11/2003

Stead Melanie  
Venuto Natasha/Pino Frank  
Hosken Norah/Russell John  
De Vries Family  
Grapsas Family

Gaylard Adam  
Abrahams Jodie  
Oates Michael  
Hobbs Family  
Claxton Family

Lineen Karen  
King Family  
Caldwell Debra  
Brooks Edna  
Harrison Brendan

## 19/10/2003

Moloney Trish

Elphinstone Family

Reynolds Debbie/Wickenden Dale



## TRIAL RESULTS

### Werribee Obedience Dog Club – 25<sup>th</sup> October

Mark Kilbourne	"Videl"		Novice Obed	2 <sup>nd</sup> Pass	7 <sup>th</sup> Place
Luba Hopkins	"Jessie"	Border Collie	Novice Obed	4 <sup>th</sup> Pass	4 <sup>th</sup> Place
Sandy Malady	"Casper"	Border Collie	Novice Obed	NQ	3 <sup>rd</sup> Place
Bill Jackson	"Tess"	GSD	Open Obed	1 <sup>st</sup> Pass	2 <sup>nd</sup> Place
Beryl Jackson	"Kelly"	GSD	Open Obed	3 <sup>rd</sup> Pass	2 <sup>nd</sup> Place

### **Companion Dog Excellent - CDX Title**

Craig Walter	"Raina"	Flat coated Ret.	Open Obed	4 <sup>th</sup> Pass	1 <sup>st</sup> Place
--------------	---------	------------------	-----------	----------------------	-----------------------

### **Highest Scoring Geelong Member**

### Gisborne O D C - 26<sup>th</sup> October

Jenny Chase	Tykler Ganesh ET (Cooper)	Boxer	Novice	1 <sup>st</sup> Pass	3 <sup>rd</sup> Place
-------------	------------------------------	-------	--------	----------------------	-----------------------

### Warrnambool D T S – 1<sup>st</sup> & 2<sup>nd</sup> November

Peter Baker	"Poppy"	Border Collie	Novice Agility	Pass	1 <sup>st</sup> Place
Peter Baker	"Poppy"	Border Collie	Open Jumping	NQ	2 <sup>nd</sup> Place
Peter Baker	"Poppy"	Border Collie	Open Jumping	Pass	
Peter Baker	"Poppy"	Border Collie	Open Jumping	Pass	
Trish Gavaghan	"Meg"	Border Collie	Masters Jumping	Pass	

### Ballarat O D C – Sunday 16<sup>th</sup> November

Helen Read	"Cobber"	Aust Shepherd	Utility Obed	3 <sup>rd</sup> Pass	
------------	----------	---------------	--------------	----------------------	--

### **Utility Title - UD**

# LARA CATTERY

LUXURY ★★★★★ HOLIDAY ACCOMMODATION  
**EXCLUSIVE FOR CATS**

- Walk-In Suites
- Individual Attention
- Heating Available
- Fastidious Diets Catered For
- Outdoor Courtyards
- Council Approved
- Beautiful Garden Settings
- Vet On Call 24 hours A Day
- Credit Card Facilities
- Luxurious Bedding

*Pick Up and Delivery Available*

Open 7 days a week 9.00am to 5.00pm

**HUGS ARE FREE**

Contact: Rosemary and Patrick O'Sullivan  
90 Coonawarra Drive, Lara

**Telephone: 5282 5555**

[www.laracattery.com.au](http://www.laracattery.com.au)

May 2004



## FOR SALE

2ft Fish Tank  
(Suitable Tropical Fish)

Complete with

- ♣ Stand
- ♣ Heater
- ♣ Light
- ♣ Filter
- ♣ Gravel
- ♣ Some rocks
- ♣ 2 x Pumps
- ♣ Assorted chemicals

**\$200.00**

**52 290 145**

## FOR SALE

Blue and white carry crate

Suitable Small dog or medium size  
puppy

Great for car travel or house  
training puppies

**\$40.00**

**52 290 145**





# How we got our CDX

Craig Walter and "Riana"

Feeling frustrated, annoyed, had enough of that dog not doing what it should be doing. Don't give up on your dog or yourself. Its amazing how well dogs can cope with whatever is put in front of them.

Our Open training started at the end of 1999, we started Trialling in the year 2001 and we got our first pass on the 11/11/01 with a score of 171, things were looking good. My thought was she could only get better, I was thinking CDX by mid 2002, or so I thought. How wrong I was! We went the whole year without a pass, Trial after Trial she thought it would be fun to fail on different things. One Trial she decided to drop on her Sit Stays. At 2 other Trials she must have been very lonely, on her Drop Stay she came looking for me. The funny thing was she stayed in her Drop position and crawled to the edge of the ring before the Judge stopped her. Other Trials she just heeled badly or wouldn't go over the High Jump or Broad Jump. Come to think of it, it was something different at each Trial. For the last 12 months she was failing on her heelwork, it was getting very frustrating.

In June/July this year we got some very bad news. One Sunday morning Lisa went to let Riana in and found her left eye red and yucky so I took her to the Vet. We both thought she had scratched her eye. For the next 2 days I kept taking her back to the Vet so he could put drops in and to see if it was getting better.

On Wednesday the Eye Specialist saw her. One look and he said the eye was dead. She went blind in 3 days. The cause was Glaucoma and the other eye has it too. He said the eye would be painful and should come out. Her eye was removed at the end of June.

Two weeks after the operation we entered Geelong Trial (12/7/03). I couldn't get the Saturday off work so Helen Read worked her for me. Although she failed to get a pass, Helen was pleased with the way she worked. I worked her on the Sunday and she got 181 points, 2<sup>nd</sup> in the ring and Highest Scoring Geelong Member. So we entered Altona's back-to-back Trial (19/10/03). She failed in the morning, my fault, a crooked throw over the High Jump and after picking up the dumbbell the jump was on her blind side and she ran around it. Pass and Title in the afternoon with 185 and 2<sup>nd</sup> in the ring.

We had already entered Werribee (25/10/03, so we went along to see some friends and to tell them that Riana had her Title. I went into the ring with not a care if I passed or not, it turned out that it was the best we worked together, she got 192, 1<sup>st</sup> in the ring and Highest Scoring Geelong Member

So, since her little mishap she got 3 passes in 3 months and she is still doing the things she loves. I am looking forward to our new challenges ahead in the UD ring.

## IDIOT SIGHTING

When my husband and I arrived at an automobile dealership to pick up our car we were told the keys had been locked in it. We went to the service department and found a mechanic working feverishly to unlock the driver's side door. As I watched from the passenger side, I instinctively tried the door handle and discovered that it was unlocked. "Hey," I announced to the technician, "it's open!" To which he replied, "I know - I already got that side."

## **BELLARINE** VETERINARY PRACTICE — ANIMAL HOSPITAL —

Winner of the A.S.A.V.A Hospital of  
Excellence award for Customer Service

**Ph 5248 2009 24 hrs**  
**65 Coppards Rd. Newcomb 3219**

Drysdale Ph 5253 1393  
7 Palmerston St

Ocean Grove Ph 52562400  
24 Hodgson St (cnr The Avenue)

Point Lonsdale Ph 5258 4862  
103 Bellarine Hwy (cnr Nelson Rd)

**Consulting by Appointment**

### **Winners – Practice of Excellence 2001**

In 2001, the Australian Veterinary Association, in conjunction with the drug company Pfizer, awarded the inaugural "Practice of Excellence" awards. The only Victorian practice to win was the Bellarine Veterinary Practice, Geelong. A large number of high quality entries were received nationwide. The competition assessed the –

1. TYPE and RANGE of Veterinary service provided
2. STANDARD of facilities, equipment and services
3. TRAINING, EXPERTISE and COMPETENCE of both veterinary and nursing staff
4. OVERALL STANDARD OF CARE
5. CLIENT SURVEY to assess client feedback on all the above

The Bellarine Veterinary Practice is extremely proud of this achievement. It reflects years of hard work and planning, building a range of services that places us at the highest standards nationally. In 2001 the Bellarine Veterinary Practice was recredited as an Australian Small Animal Association "HOSPITAL

OF EXCELLENCE", one of only twelve in Victoria. One of only two outside metropolitan Melbourne. We provide the highest level of services possible in practice in the fields of reproduction, orthopedic and soft tissue surgery, dentistry, cardiology, radiology, clinical pathology, ophthalmology and behavioural sciences. This obviously requires commitment from a TEAM OF DEDICATED PROFESSIONALS – both veterinarians and nurses.

When you entrust us with the care of your animal, you can be assured that we will do our very best, and use the best resources to give you the best possible outcome for your animal's health problem.

May 2003

## **TRANSWEST ENVIRONMENTAL SERVICES**

**TOTAL WASTE MANAGEMENT SERVICE  
DRY & LIQUID WASTE COLLECTIONS**

- ✓ SEPTIC TANKS
- ✓ GREASE TRAPS
- ✓ TRIPLE INTERCEPTORS
- ✓ COMMERCIAL, DOMESTIC, PRIVATE

[www.twest.com.au](http://www.twest.com.au)

NORLANE	184 STATION STREET	5275 9701
COLAC	CNR FOREST ST & APOLLO BAY ROAD	5232 2448

**E.P.A PERMITTED**

# The secret of a happy recall

What every owner would like to see. Jackie Krieger & Cacky Vincent of Dew Drop Inn Dog Training

Every dog owner would like to have a happy, tongue-lolling, speedy recall. However, you don't see a great recall often because the secret of teaching a great recall seems elusive. But the truth is that there is no secret – it simply takes hard work, dedication, love, and mutual respect to create a great recall.

I say “create” because I consider a recall a work of living art. To get a dog to stop doing anything and everything it is doing and run back to you as if it can't get there fast enough will make your heart skip a beat. Once you get a recall like this, you will never again have a dog that isn't trained to that level.

We're not going to teach “come” from a sit-stay or teach perfect square sit-in-front. Obedience competition recalls are set-ups and have nothing to do with real life.

When do you really want your dog to come to you? In my mind, he should come to save his life. How do you feel when all you see are rear legs flying towards the street to get to the bunny on the other side? Pretty sick, huh? This is the time you pray that training time has been effective and shout out a very controlled “Come!” Or you panic. This is the time you want your dog to slide to a stop, wheel around to look at you and willingly leave whatever she was thinking about doing to run back to you – to see what Mom or Dad wants to do!

Sound impossible? It's not, but don't lie to yourself about how well you trained your dog to come. It's your dog's life you are gambling with. Be safe – be honest with yourself. If you haven't put in daily time teaching your dog “come” from the first day you brought him home, you haven't trained enough.

Now that I've burst your bubble and depressed you, let's start with The Bare Necessities of a recall

## **Relationship**

You must have a good relationship with your dog so he enjoys being with you. It's not what you think is enjoyable, but what your dog thinks is enjoyable. He should feel completely safe and at ease when you are around. After all, you are the supreme bearer of all good doggie things. So be honest; don't get your hackles up, just answer the questions.

- Have you ever called your dog to discipline, bath, or do toenails?
- Have you said, “come” in a cranky, embarrassed tone of voice because she was flaunting your underwear on the front lawn for the neighbours to see?

If you can answer yes to any similar question, you have lots of work to do. On the positive side, your dog thinks you are the supreme bearer of all great doggie things! You have everything at your disposal to create a great relationship with your dog – food, water, treats, petting, games, toys, playing with other dogs or people, shade, warmth, swimming, being silly, etc., etc. Use them all to show your dog she is wonderful, she is right, and she needs to depend on you for everything.

A strong bond of communication can be created with these tools – not just a one-way person-to-dog bond, but a dog-to-person bond as well.

## **“Come”**

Your dog should love the word “come.” When she hears the word, she should think “I can check out that squirrel later because I surely don't want to miss what Mom's doing!”

If “come” has already soured, you can always change the word and the attitude. I know an Old English Sheepdog who turned into a bounding bundle of fun when he heard “free beer”!

# CLEVER CANINES

**HELEN READ**

Private professional training available



25 years experience

I can help YOU with most dog  
related problems.

Victorian Canine Association Certified Instructor

Delta Australia Canine Good Citizen Instructor

Prices on application



Home Phone: 52 484 889

Mobile Phone: 0415833508

May 2004

## JIRRAHLINGA ALL PET BOARDING CENTRE

TAITS ROAD  
BARWON HEADS, VICTORIA 3227  
(UBD Ref 421 D4)

Phone: 052 542 484 - Fax: 052 543 380

Tehree & Hamish Gordon & Staff



### HOURS OF BUSINESS

Mon – Fri 8.00 am – 1.00 pm  
4.30 pm – 5.30 pm  
Saturday 8.00 am – 1.00 pm **ONLY**  
Sunday & Public Holidays  
8.00 am – 10.00 am  
4.30 pm – 5.30 pm

### CLOSED

Christmas Day, New Year's Day and  
Good Friday

Pets enjoy the company of others and what better place to  
find others than at a Boarding Kennel.

Pets are in the main pack animals and a good Kennel  
experience can be very useful in developing their own  
social skills. (The comment above is made by many of our  
regular clients).

Bring your pet, any special requirements and current  
vaccination certificate. This is very important so that we  
know that your pet is covered and as a safeguard to the  
other animals in care. Bedding, Feed Dishes and Toys are  
supplied by Jirrahlinga.

Discount offered to Geelong Obedience Dog Club Members for dog boarding – upon presentation  
of your current Membership Badge and proof of ownership of dogs, eg Council Registration paper

May 2004

# TOTAL PET CARE at HIGHTON AND WAURNVALE



88 BARRABOOL ROAD,  
HIGHTON 52 430077

SHOP 603, WAURNVALE SHOPPING  
CENTRE, GROVEDALE 52430002

ALL VETERINARY SERVICES PLUS  
BIRD AND POCKET PET MEDICINE, ACUPUNCTURE,  
CHIROPRACTIC, BEHAVIOUR, PUPPY CLASSES AND GROOMING

May 2004

---

## HOW TO SCORE OFF YOUR OWNER AT OBEDIENCE TRAINING

Reprint from previous Newsletter— sent in by Val Moeller

If your owner does not already take you to Obedience Training, get your "Dog Appeal" working, or one of those things that make your owner think that you might be better if you were more obedient. If you haven't been to an Obedience Class you haven't lived. You meet girls, or if you are one, boys meet you!!

Your owner comes to learn to be a "Handler" (i.e. the stooge that you have on the end of the lead or just standing around with you). The first thing your handler does learn is that if you run away, it doesn't matter what you do as long as you come back, eventually, and sit down by him. You mustn't be punished because if you are punished you won't come back, see? Remember this AND YOU CAN GET AWAY WITH MURDER. Always go back to your handler when you are ready, sit by his side, look up innocently and just watch his blood pressure.

The tests, as you handler thinks they should be done, will bore you to death, but with your own variations you can play forever and score your own way.

**EXERCISE 1** – Heel on lead – a bit of a grind. Hang your head and walk as slowly as you can, then without warning spring forward with all your might. If your handler falls flat on his face you score 25 points.

### How to score off your owner at Obedience Training (continued)

**EXERCISE 2** – Heel Free – anything goes, AND SO DO YOU, usually at least one other dog will run with you. You will be able to run faster so you will never be caught, but YOU CAN CATCH, if you please. If you are outdoors break off and attend to the wants of nature. This gives you an unbreakable alibi and will show your handler up as a cad who forgot to look after you before the training started. In your own time return to your handler, sit at his side with maddening precision and smile at him. You score 5 points for each minute of freedom.

**EXERCISE 3** – Recall – handler walks off. Let him go, but when he turns and shouts at you, assume rock deafness, or show him how perfectly you can stay. Look anywhere you like but not at him. Later, if you see anything worth investigating go and investigate. In your own time go to your handler PREFERABLY CRINGING, with your ears laid back. This will convince the others that yours is a secret dog beater and he will loose face. On no account sit in front of your handler, as he will only make you move around him. Assume the heel position right away and look with indifference. If the handler looses his voice you score 25 points.

**EXERCISE 4** – Retrieve the Dumbell – watch handler throw away a wooden dumbell with respectful interest. On no account fetch it back; he'll only throw it away again. If the silly so-and-so wants his bit of wood, let him fetch it back, you will be helping to train him not to throw things away that he really wants. Variations – run after the dumbell with enthusiasm, sniff it, smile at your handler and return smartly to base without it, he can't hit you. Repeat as often as handler wishes. You score 5 points every time handler retrieves dumbell.

**EXERCISE 5** – Sit – on no account really sit. They always try to train you on wet, cold ground. The "Shepherd Squat" is quite good enough, you stay one inch from the ground at the back end. From this position you can spring away into your fastest speed with no hesitation. (See hints on "heel free") 5 points for each successful squat.

**EXERCISE 6** – Down – here you have to lie down. With PRACTICE you can travel yards on your stomach to reach other competitors. If they move, pretend to think the exercise is over and leave too. (See hints on "heel free"). If you can remain out of handler's sight for 5 minutes you score 30 points.

**CONCLUSION** – without warning, do any exercise you choose, PERFECTLY. This will leave your handler thinking that earlier mistakes were his fault and the sucker will take you to training week after week. HAPPY SCORING.



### SOME PEOPLE MAKE YOU WONDER

I recently saw a distraught young lady weeping beside her car. Do you need some help?" I asked. She replied, "I knew I should have replaced the battery to this remote door unlocker. Now I can't get into my car. Do you think they (pointing to a distant convenient store) would have a battery to fit this?" "Hmmm, I dunno. Do you have an alarm too?" I asked. "No, just this remote thingy," she answered, handing it and the car keys to me. As I took the key and manually unlocked the door, I replied, "Why don't you drive over there and check about the batteries. It's a long walk.

I was in a car dealership a while ago, when a large motor home was towed into the garage. The front of the vehicle was in dire need of repair and the whole thing generally looked like an extra in Twister. I asked the manager what had happened. He told me that the driver had set the "cruise control" and then went in the back to make a sandwich.



# Mobile Vet

**24 Hour House calls**

**WE COME TO YOU**

Dr Trevor Brown knows the difficulty of bringing pets into the Vet, so his mobile service comes to your home. Dr Trev has been caring for pets in the Geelong area for over 12 years. His comprehensive service includes: pick up and delivery of pets to be de-sexed. Also, vaccination of cats and dogs, geriatric care for aged pets, and horse care extraordinaire. Dr Trev can be contacted anytime on –

**GEELONG**

**0428 393 465**

**Dr Trevor M Brown**

**B.Sc. B.V.Sc. M.A.V.A.**




May 20044

## "HOT DOGS"

By Helen Vnuk

Reprinted courtesy of "Dog's Life" – December 1998



Summertime.... and the living is easy. Lounging around in singlets, shorts and thongs, sipping an icy cold drink and heading to the local pool for a refreshing dip..... it all sounds fine, unless you're a dog. Trapped in a long coat, left out in the sun and besieged by pesky little critters, summer can be hell for dogs, if their owners don't look out for them.

### **BACK TO BASICS**

While some lucky dogs get to spend summer days flopped inside an air-conditioned house, most are confined to the backyard. Two things are absolutely vital for every dog left in this situation - shade and water!

In direct sunlight dogs are at risk of heatstroke. There must be shade in the yard throughout the day, whether under a verandah or a tree. And dogs should never be tied up on a hot day, as they may not be able to move to get out of the sun.

A constant supply of clean, fresh water is necessary for dogs all year round, but it's more important than ever in the summer. If your dog is the energetic type who has been known to tip over bowls, try buying a solid, heavyweight water bowl or one of the non-skid variety with a rubber base. To make doubly sure your dog will have water all day, leave two bowls out, so even if one is tipped

### **HOT DOGS by Helen Vnuk (continued)**

over, there's still one left. Self-waterers are another idea. The Mister Dew Drop pet fountain, sold at Pet World Stores, is a bowl that connects to the garden hose so the water supply won't run out.

Dogs tend to eat less in hot weather because they're exercising less. If the food you give your dog is likely to go off in the heat, try to make sure it doesn't sit around for too long.

### **PLAYING IT SAFE**

Some dogs love to play so much that they would be begging you to throw the ball for them if the mercury was bubbling out of the top of the thermometer. But even if your dog seems keen, you should be careful not to exercise it too much in hot weather. This doesn't mean hanging up the leash for three months, but the timing and the type of exercise are important.



Try to avoid exercising your dog in the heat of the day, as this is a common cause of heatstroke. As well, dogs being walked over hot surfaces such as footpaths and sand can burn the pads of their paws. If the surface is too hot for you to touch, it's probably too hot for your dog to walk on.

Early morning and early evening are the best times of day to take your dog for a walk during hot weather. It's also good to give your dog a drink along the way and the fold-up bowls you can carry in your pocket (available by mail order through Mikmac and Canine Company) make this simple.

### **IN THE SWIM**

Swimming is a great way to exercise your dog and help to keep cool in summer. People assume that all dogs are natural swimmers – or dogpaddlers – but supervision is still needed. Some breeds, such as Labradors and Golden Retrievers will take to the water more easily than others.

If your dog is swimming for the first time, make it a gradual introduction. Get into the shallow water yourself and encourage your dog to join you. You might like to have another dog there that has swum before, so your dog can follow its example.

Remember, dogs can drown. More dogs drown in private swimming pools than children. Puppies and older dogs are especially at risk, but even dogs that are strong swimmers can drown if they can't get out of the water. This is a particular danger in irrigation channels as well as pools.

Check that the water your dog is swimming in is safe. Beware of strong tides and currents, and watch out for pollution such as blue-green algae, which can be toxic for dogs.

Rinse off your dog after swimming in the sea or in any type of water, if it has sensitive skin. And don't let your dog drink too much seawater – it can be poisonous in large quantities.

If you want your dog to swim in complete safety, you may want to visit one of the swimming pools for dogs. You could also buy a small plastic paddling pool for your yard. Turning the sprinkler on for your dog is another cool idea.

### **PARKING PROBLEMS**

The image from the RSPCA's TV commercial is difficult to forget, the dog dazed and suffering after its owner leaves it in a parked car on a warm day. The campaign has done a lot to raise awareness of the dangers of this practice, which is the number one cause of heatstroke in dogs.

Temperatures rise rapidly in parked cars. Even on mild days, when the outside temperature is in the low twenties, the sun beating down on a car can lift the inside temperature to above 50 degrees in a short time.



### **HOT DOGS by Helen Vnuk (continued)**

Leaving the windows slightly open isn't enough, and if the windows are wound down completely the dog could jump out and get run over or lost. Try to avoid taking your dog with you in the car if you're planning to go anywhere dogs aren't welcome.

### **SHORT CUTS**

Short for the summer is the preferred style for many longhaired, woolly and curly-coated breeds of dog. Having their coats clipped short means they will deal with the heat better and can be more active over the summer months. The added bonus is that it will help reduce problems with burrs and fleas.

Shorter doesn't always mean cooler. For breeds such as the Siberian Husky the double coat has an insulating effect and protects the dog from heat as well as cold. But these breeds can shed a lot and you will need to brush regularly to remove dead hair.


### **SUN SMART**

Just as we have learnt to apply the slip-slop-slap rule to ourselves, some of us also need to apply it to our dogs. Dogs can get sunburnt and develop skin cancer. Most at risk are those with white skin, especially Bull Terriers and Dalmatians.

Owners of these dogs should take the same precautions as parents would with children – use sunscreen on them (Filtabac is a zinc-based cream developed for animals) and limit the time they spend in the sun. Baseball caps as well as looking cute, offer extra protection, while all-over Lycra body suits, manufactured by Sydney Company Hotdogs, may be the best solution for dogs that are most at risk.

### **GETTING AWAY**

Holidaying with dogs can be fun for both you and them, but to avoid any unpleasant confrontations, it's best to check ahead to find out which places allow dogs. An increasing number of accommodation venues are providing for dogs as well as their owners, and several publications, including the *"Life be in it" Holidaying with Dogs Guide* will help you with this. Local councils are a good source of information about which beaches and parks allow dogs.



When driving long distances, make plenty of stops so your dog can stretch its legs and have a drink of water. Take everything your dog might need with you, such as bedding and towels, and make sure there are appropriate contact details attached to its collar. Find out where the nearest vet is so you're prepared in emergencies.


New products on the market could help make your trip even better. Dog shoes such as those made by Sydney's *Animate* and distributed through pet stores, could protect paws from being cut while hiking over rough ground, while dog carriers (sold by mail order through *Canine Company*) make it possible for your pet to go with you, even if it is too frail to walk far.

If out camping, be careful of where you tie up your dog. Make sure it can't get tangled in branches, run over or trapped in the heat of the sun as the shade moves.

### **LITTLE CRITTERS**

Summer means flea season, as the warm weather and humidity trigger the hatching of flea pupae which may have been lurking around your house for months or even years. New treatments are now available which are highly effective in attacking all stages of the flea life cycle and making it possible for your dog to be flea-free. You will also need to treat your dog's bedding and perhaps the whole house. Your vet will be able to help you out with advice on which products to use.

### HOT DOGS by Helen Vnuk (continued)



Ticks are also more of a danger in warmer weather, especially with people traveling to areas where ticks are widespread. These include bushland areas along the eastern seaboard (Paralysis Tick) and Western Australia (Brown Dog Tick). You'll need to check your dog daily and use preventatives available from your vet.

And don't forget the life-threatening heartworm, which is transmitted by mosquitoes. Dogs should be on monthly or daily preventatives for this.

Summer can be a great time of year for dogs, with the chance to spend more time with their owners and go on holidays or to the beach. But it's up to owners whether summer means fun in the sun or just plain misery.

## John Baird

Dip. Bowtech

Available for Bowen Therapy consultations  
for people and dogs

Tel: (03) 52 641 162



619 Horseshoe Bend Rd  
Mount Duneed  
Victoria 3216



May 2004

### ADVERTISING RATES FOR "FAITHFULLY YOURS"

All advertisements are restricted to half an A4 page with a limit of 12 advertisements per issue

#### RATES

12 months	6 issues (bi-monthly - odd months)	\$50.00
1 edition		\$10.00

Half page "Vale notices" and "Title notices" are free to members with owner providing information. Puppy litters will not be advertised.

# **Trial Results**



## **Geelong Obedience Dog Club – 9/11/03**

### **Morning**

J M Westwood "Tomcud Bella" Staff Bull Terr Enc 3<sup>rd</sup> Place  
NQ

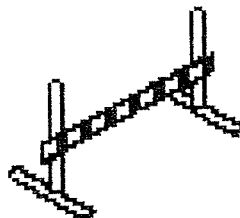

L White "Coolhand New Orleans Jazz" GSP Novice 3<sup>rd</sup> Place  
1<sup>st</sup> Pass

M Kilbourne "Diablo Videl" AR300634 Novice 4<sup>th</sup> Place  
3<sup>rd</sup> Pass

**Companion Dog – CD Title**

H Read "Sugargum Fort Bowie (IID) Aust Shep Utility 1<sup>st</sup> Place  
CDX TD ET" 1<sup>st</sup> Pass

**"Highest Scoring Geelong Member"**



### **Afternoon**

J M Westwood "Tomcud Bella" Staff Bull Terr Enc 2<sup>nd</sup> Place  
NQ

L White "Coolhand New Orleans Jazz" GSP Novice 1<sup>st</sup> Place  
2<sup>nd</sup> Pass

**"Highest Scoring Geelong Member"**

K Pilmore "Stimpy" AR300665 Novice 2<sup>nd</sup> Place  
1<sup>st</sup> Pass

V Moeller "Voneiffel Aussie Dream" Rottweiler Novice 3<sup>rd</sup> Place  
1<sup>st</sup> Pass

W & B Jackson "Purdella Fire Robin CDX" GSD Open 3<sup>rd</sup> Place  
NQ

H Read "Sugargum Fort Bowie (IID) Aust Shep Utility 2<sup>nd</sup> Place  
CDX TD ET" 2<sup>nd</sup> Pass

J Mayhew "Nahren Force Majeure CDX" Rottweiler Utility 3<sup>rd</sup> Place  
NQ

# Lara Jumping Bunny - "Jessie"

Luba Hopkins

I always wanted a Border Collie, so when we lost a pup to Parvo Virus we just had to get another. She came from a litter of 8 with only 2 bitches and one of those was already sold, so it had to be lucky last for us.

Border Collies are supposed to be smart they say, but I couldn't teach her to stop peeing. When she came inside the house there would be a puddle every time you turned around. Great!!

After taking her through the Beginners, Merit and Graduate test, I thought I might go to Monday night Trial Classes to see what Trialling was all about. It seemed a little confusing and daunting at first, but I kept persisting and look where we are now! Encouragement took 4 Trials to pass (I didn't think we would ever get there) and with a score of 127, we took first place at Bendigo.

Missed out on a pass at Sunbury and Northern for Novice. Then on October 5, we gained our first pass at Warringal. Couldn't believe it! Next was a double Trial at Altona (a very, very wet one) on October 19. We gained our second pass in the morning with first place and our third pass in the afternoon to gain our CD Title. As we had already booked in for the Werribee Trial on October 25 before gaining our Title, I thought we would go for the exercise. Here, we got our fourth pass in a row. I was just amazed. I think it still hasn't sunk in.

We couldn't have done it without the help, support and wealth of knowledge from the wonderful Instructors from Puppy Class right through to Trialling Class. Also a big thank you to Dave my husband for getting up early on the weekends and driving me to the Trials.

This is a wonderful start to our lives together. Who knows where we will go from here? All I know is that she is a very loving and loyal dog who loves being pampered and cuddled on the couch while we watch TV and that's all that matters!!

PS - About her weeing - she constantly circles me until I let her out for one now!!

## THINGS YOU DON'T REALLY NEED TO KNOW, BUT ARE INTERESTING.....

1. Al Capone's business card said he was a used furniture dealer.
2. The characters Bert & Ernie on Sesame Street were named after Bert the cop and Ernie the taxi driver in Frank Capra's "It's a Wonderful Life."
3. A dragonfly has a life span of 24 hours.
4. A goldfish has a memory span of 3 seconds.
5. It's impossible to sneeze with your eyes open.
6. The giant squid has the largest eyes in the world.
7. In England, the Speaker of the House is not allowed to speak.
8. The microwave was invented after a researcher walked by a radar tube and a chocolate bar melted in his pocket.
9. The average person falls asleep in seven minutes.
10. There are 336 dimples on a regulation golf ball.
11. The average human eats 8 spiders in their lifetime at night.
12. A cockroach can live nine days without its head before it starves to death.
13. A polar bear's skin is black. Its fur is not white, but actually clear.

# APPLICATION FOR TRAINEE INSTRUCTORS

Members are invited to apply to enter the Instructors Course, which will commence early in the new year. Members applying will receive education in

- The Club – how it works and its history
- What makes a good Instructor?
  - Understanding how dogs and people learn
  - Be familiar with the difficulties people have in learning
  - Recognise these difficulties when they occur in Class
  - How to overcome these difficulties
  - Understand how dogs learn
  - How to be a successful Instructor
- \* ▪ Advances in dog training – what the public expect
- Positive training – what it is and how it works
  - Scientific research results on which positive training is based
  - Learn training theory
  - Learn training methods

In return the Trainee must guarantee to give the Club 12 months of their time as an Instructor after completing the course.

Course time frame 12 weeks plus apprentice time with a qualified Instructor. A Certificate will be issued after completing the course

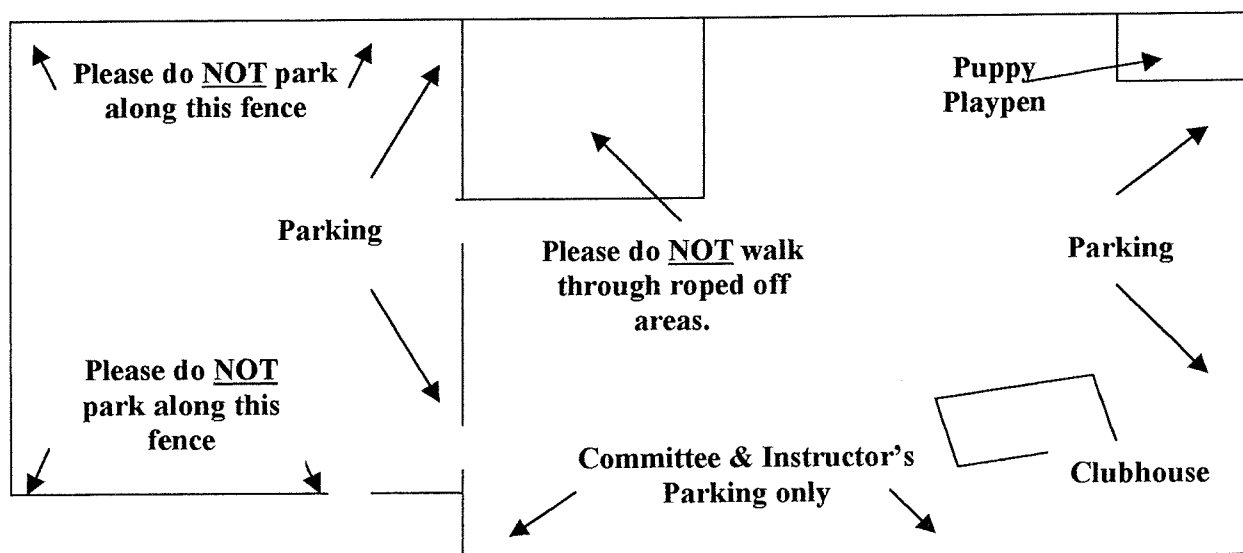
Merit Certificate pass to commence as Trainee. Graduate Certificate pass required before you commence instructing.

Daytime Theory sessions will be available.

Applications to Helen Read please

---


## PARKING AREAS



For everyone's safety, there is an 8 kph speed limit in ALL areas of the grounds

# Have a Cool Yule!

Reprinted courtesy of Dog's Life Magazine  
Author - Leanne Davies



**Y**ou've imagined what Christmas will be like with your dogs. They'll be perfectly behaved, greet your friends and family with a gently paw shake and a smile, and will sit quietly while Christmas dinner feeds the clan. But in reality, Christmas can be a chaotic times for your dogs and before you know it, they will have chomped their way through the ornaments, eaten the entire Christmas pudding and brought up their Christmas dinner all over the pressies.

Instead of enjoying the holidays, you could be left cleaning up a lot of mess – or worse, heading for the nearest vet clinic to remove your mother-in-law's perfect gift from the inside of your dog's bloated stomach.



## Christmas Hazards

### Problem: Fairy Lights

Dogs can tangle themselves in the lights, eat them (the lights often contain moderately toxic ingredients), or chew through the cords and electrocute themselves.

#### Solution:

The best way to keep lights away from your pooch is to wrap them through the interior of the tree, high enough so your dog can't reach. The cords are best run underneath the skirt of the tree, hidden from the dog.

### Problem: Baubles and Tinsel

Vets report an increase in emergency surgery around Christmas time because dogs attempt to eat the enticing looking tinsel from the Christmas tree. Ingestion of tinsel can cause bowel blockages and make your dog sick. Ornaments are also a danger as eating them can cause choking and blockages.

#### Solution:

Make sure you hang ornaments high in the tree out of reach of your dog, along with the tinsel. Supervise you dog around tinsel or ribbon.

### Problem: Artificial Snow

This is toxic to dogs

#### Solution:

Spray in areas inaccessible to dogs, like on the tops of windows and the higher parts of the Christmas tree. Remove the spray can immediately and place out of reach of canine paws.

### Problem: Candles


These make wonderful decorative pieces but make sure you keep them out of reach of dogs. Not only is there the danger of your dog being burnt, but it could accidentally knock them over in Yuletide excitement and start a fire in the house.

#### Solution:

Try using hanging candles, which can be placed out of reach of your dog and only light the candles when the guests have arrived and are settled.

### Problem: Guests

When all the family and friends arrive for Christmas dinner, your dog may be overwhelmed by all the sudden noise and activity.



## Have a Cool Yule – Dog's Life magazine (cont)

### **Solution:**

Introduce your dog to the guests and ensure young children know how to correctly approach and pat it. Ask your guests not to feed the dog because even if each person only gives the dog a titbit, by the end of the night it may have consumed an extraordinary amount of food. You should also make sure there is a quiet "time out" spot where your dog can go to escape the crowds.

### **Problem: Food**

Christmas fare will be too rich for dogs and can add to problems like hyperactivity and stomach upsets, not to mention obesity.

### **Solution:**

Make sure food is not left unattended when it's out of the fridge. And remember, chocolate can be seriously toxic to dogs. Dogs don't digest it well and it's bad for their teeth. We could also be "treating" our dog to a rare but deadly condition called chocolate toxicosis, caused by the substance theobromine. Although rare this condition is fatal.

### **Problem: The Presents**

Some kids' toys with small parts can be dangerous if ingested by your dog. And presents containing food can easily be sniffed out by Fido's sensitive snout.

### **Solution:**

If your dog is sniffing around the tree, remove the presents to a safe area.

### **Problem: Alcohol**

Alcohol can be toxic – especially for small dogs – and can cause poisoning and can even lead to a dog falling into a coma.

### **Solution:**

Lay down a few house rules with the guests, and when things get a little rowdy, put your dog in the quiet part of the house.



## Christmas Canine Cookies

### Christmas Dog Biscuits

#### **Ingredients:**

1 ¾ cups wholemeal flour  
2 tablespoons freshly chopped garlic  
½ cup cornflour  
2 rashers bacon, chopped

1 teaspoon stock  
8 tablespoons sunflower oil  
¾ cup water

#### **Method:**

Mix ingredients together well and roll out the mixture until it is about two centimetres thick. Cut out designs with Christmas cookie cutters and place in oven. Baste with a small amount of oil or bacon fat and cook for 35 to 45 minutes at 350 degrees. Allow to cool. Garnish with desiccated coconut or fresh parsley then place in Christmas bags or boxes lined with foil. Seal bags to keep in freshness. Give them to friends with dogs or store them away ready for your own pooch to enjoy as a delightful Christmas morning treat.

## WEEKEND TASK FOR THE HANDYPERSON – DOG'S BED

Mainly suitable for small and medium dogs

Reprinted courtesy of Tonia Todman, "Healthy, Wealthy and Wise"

Dogs and cats have a habit of finding various places, such as the good lounge suite, to doze off and get away with it. However, we all know it is best for our pampered pets to have a specific bed which is designed with their comfort and health in mind. As Tonia Todman showed, it is remarkably easy to build a bed that does just that.

### The Frame:

By using PVC plumpers' pipe, you can build a bed that keeps your pet warm, dry and off the ground. The pipe, together with the variety of fittings, can be bought from any plumbing supply shop.

Cut 4 main frame pieces (the length is up to you), 8 leg pieces approximately 12cm long and 8 connecting pieces which are 3cm long. These can all be cut with a fret saw, then using a steel brush smooth the cut ends. As for the fittings, you'll need 4 "L" shaped corner pieces and 8 "T" shaped leg holders.

Begin constructing the frame by inserting the small connecting pieces into the "L" corners which will in turn allow the "T" pieces to connect to the corners. (Diagram 1). Next insert the 8 leg pieces vertically into the "T" pieces. Then set all your corners upside down on a large surface (the legs pointing skyward) and insert the four main pieces to complete the frame.

If your pet is considered large and heavy, you simply reinforce the frame with extra piping and fittings. You will require 8 extra of both the leg pieces and connecting pieces and also buy 8 extra "T" shaped leg holders. Attach the extra connecting and "T" pieces to the original "T" piece and you will have 4 legs on each side of the bed, making 16 in total. (Diagram 2)

### The Fabric Bed:

Under the complete and still upside down frame, place a large piece of paper to draw and cut the bed pattern. (Diagram 3). The pipe casing which covers the main support pieces equals the circumference of the pipe, plus 1cm to accommodate for the slack.

Tonia chose a strong cotton corduroy fabric which has no stretch to it and then cut out 2 pieces of fabric from around the paper design. Stitch them together inside out, making sure to leave an opening to turn out the right way, then stitch it closed.

Fold over and stitch the pipe casing. Tonia also suggests stitching the diagonal edges to give extra strength to the bed. (Diagram 4).

Pull apart the main support pieces of the frame and slide them into the pipe casing of the material. Finally reassemble the frame. Then it is a matter of training your dog to sleep there and only there. (Diagram 5).

DIAGRAM 1 -

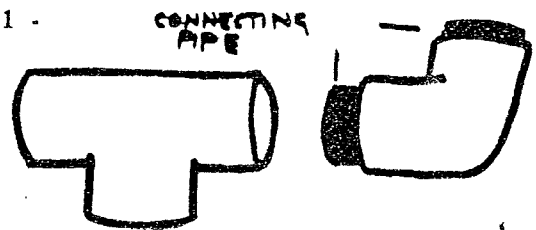


DIAGRAM 2 -

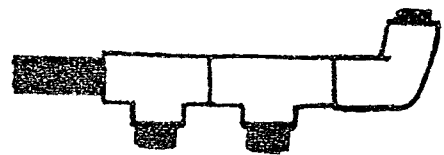


DIAGRAM 3 -

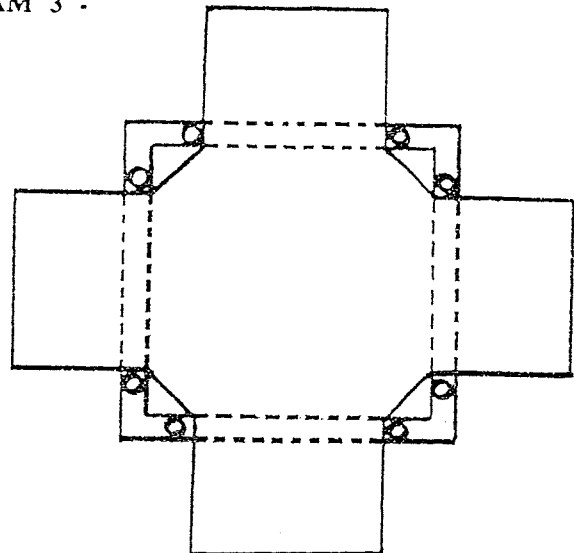


DIAGRAM 4 -


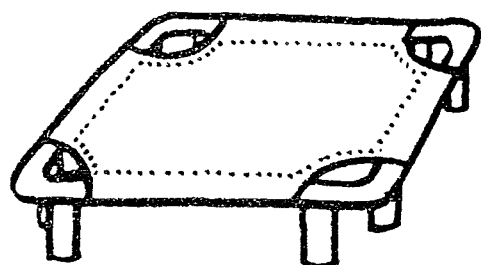


DIAGRAM 5 -







## GALA PARADE 2003

Once again we participated in the Gala Parade. It was a very successful day and the weather was kind to us. I wish to thank all those participated in the walk and an extended thank you to Wendy and Gordon McGraw for providing transport.



# 'Twas the Night Before Christmas

Author Unknown

'Twas the night before Christmas and all  
through the house  
Not a creature was stirring, not even a mouse.  
The stockings were hung by the chimney with  
care  
In hopes that St. Nicholas soon would be  
there.

The children were nestled all snug in their  
beds  
With no thought of the dog filling their head.  
And ma' in her kerchief, and I in my cap,  
Knew he was cold but didn't care about that.

When out on the lawn there arose such a  
clatter,  
I sprang from the bed to see what was the  
matter.  
Away to the window I flew like a flash,  
Figuring he was free of his chain and into the  
trash.

The moon on the breast of the new fallen  
snow  
Gave the luster of mid-day to objects below.  
When, what to my wondering eyes should  
appear,  
But Santa Claus - and his eyes full of tears.

He unchained the dog once so lively and  
quick,  
Last years Christmas present, now painfully  
thin and sick.

More rapid than eagles he called the dog's  
name.

And the dog ran to him, despite all his pain.

"Now DASHER! Now DANCER! Now  
PRANCER and VIXEN!!  
On COMET! On CUPID! On DONER and  
BLITZEN!!

To the top of the porch! To the top of the  
wall!

"Let's find this dog a home where he's loved  
by all"

I knew in an instant there would be no gifts  
this year

For Santa Claus had made one thing quite  
clear.

The gift of a dog is not just for a season.  
We had gotten the pup for all the wrong  
reasons.


In our haste to think of the kids a gift  
There was one important thing that we  
missed.

A dog should be family and cared for the  
same.

You don't give a gift then put it on a chain.

And I heard him exclaim as he rode out of  
sight,

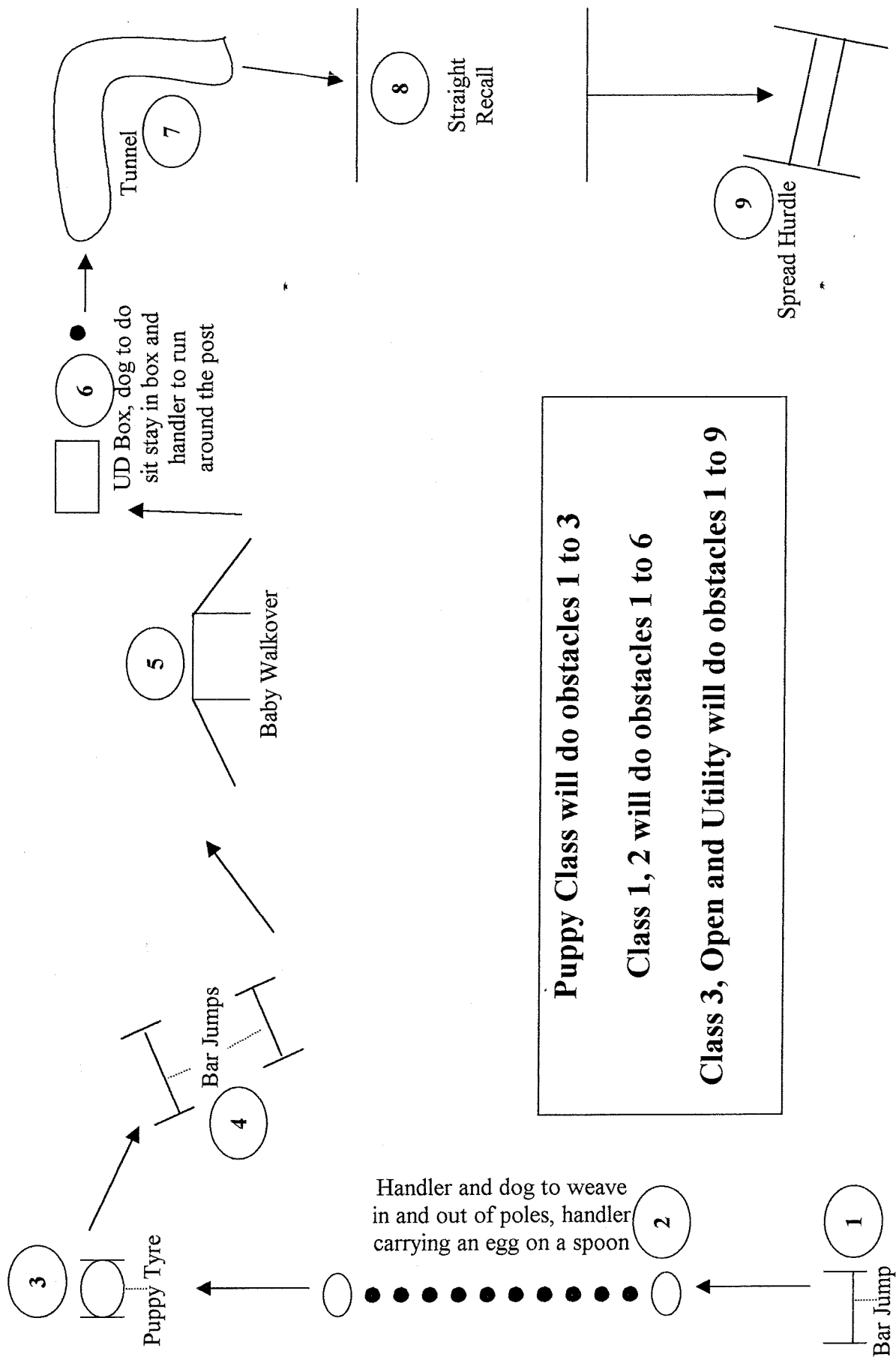
"You weren't given a gift! You were given a  
life!"



# ITINERARY FOR GODC CHRISTMAS BREAKUP SUNDAY 14<sup>TH</sup> DECEMBER 2003

9.30am - 10.30am	1 <sup>st</sup> and 2 <sup>nd</sup> session Classes will be combined. <u>All</u> Classes will commence at 9.30 am.
10.30am - 11.00am	Santa Claus will arrive at 10.30 for the children. Val Moeller and "Caden" will be there with the cart.
11.00am - 12.00noon	Free Sausage Sizzle on the verandah. Free tea & coffee available from the Canteen  <b>Fun events:</b> <ul style="list-style-type: none"> <li>▪ Obstacle Course (see next page for the Course)</li> <li>▪ Best Dressed Christmas Dog</li> <li>▪ Fastest Good O eater</li> <li>▪ Fastest Recall</li> <li>▪ Drop closest to the rope</li> <li>▪ Instructor's class (handling other people's dogs)</li> <li>▪ Best represented breed</li> </ul>
12 noon	Presentation of End of Year Trophies, Title Medallions, Special Awards and Certificates from the last Promotion Day.

# Obstacle Course for the Christmas Breakup (to be held inside the Chain Ring)



## CLUB CALENDAR 2004

### *January*

Monday	12 January	Trial Training resumes
Thursday	15 January	Office re-opens – 2.00 pm to 8.00 pm
Monday	19 January	Committee Meeting - 8.00pm
Monday	26 January	Australia Day
Tuesday	27 January	Instructor's Meeting – 7.30 pm

### *February*

<b>Sunday</b>	<b>1 February</b>	<b>Training resumes for current Members. Newsletter available</b>
Tuesday	3 February	General Meeting – 8.00 pm unless otherwise advised
Thursday	5 February	Puppy Kinder for puppies 8 – 16 weeks
<b>Sunday</b>	<b>8 February</b>	<b>Normal training. Class 1 Intake. Puppy Intake for all fully vaccinated puppies under 6 months</b>
<b>Sunday</b>	<b>15 February</b>	<b>Normal training. Newsletter closes for articles, reports, etc</b>
Monday	16 February	Instructor's Meeting – 7.30 pm
<b>Sunday</b>	<b>22 February</b>	<b>Normal training. Puppy Intake for fully vaccinated puppies under 6 months</b>
<b>Sunday</b>	<b>29 February</b>	<b>Normal training. Newsletter available</b>

### *March*

Thursday	4 March	Puppy Kinder for puppies 8 – 16 weeks
<b>Sunday</b>	<b>7 March</b>	<b>Labour Day weekend. NO TRAINING</b>
<b>Sunday</b>	<b>14 March</b>	<b>Normal training. Class 1 Intake. Puppy Intake for fully vaccinated puppies under 6 months</b>
Monday	15 March	Instructor's Meeting – 7.30 pm. Newsletter closes for articles, reports, etc
<b>Sunday</b>	<b>21 March</b>	<b>Normal training</b>
<b>Sunday</b>	<b>28 March</b>	<b>Normal training. Newsletter available</b>

### *April*

Thursday	1 April	Puppy Kinder for puppies 8 – 16 weeks
<b>Sunday</b>	<b>4 April</b>	<b>Normal training. Class 1 Intake. Puppy Intake for fully vaccinated puppies under 6 months</b>
Tuesday	6 April	General Meeting – 8.00 pm unless otherwise advised
<b>Sunday</b>	<b>11 April</b>	<b>Easter Sunday. NO TRAINING</b>
Thursday	15 April	Newsletter closes for articles, report, etc
<b>Sunday</b>	<b>18 April</b>	<b>PROMOTION DAY.</b>

## CLUB CALENDAR 2004

Monday 19 April  
 Saturday 24 April  
**Sunday 25 April**  
 Friday 30 April

Instructor's Meeting – 7.30 pm. Trial entries close  
 Trial working bee – to be advised.  
**Anzac Day**  
 Trial Working Bee – to be advised. Newsletter available

### May

Saturday 1 May  
**Sunday 2 May**

#### BACK-TO-BACK AGILITY TRIAL

**Normal training. Class 1 Intake. Puppy Intake for fully vaccinated puppies under 6 months**

Thursday 6 May  
**Sunday 9 May**  
 Saturday 15 May  
**Sunday 16 May**  
 Monday 17 May  
**Sunday 23 May**  
**Sunday 30 May**

Puppy Kinder for puppies 8 – 16 weeks  
**Normal training. Mother's Day.**  
 Newsletter closes for articles, reports, etc  
**Normal training. Puppy Intake for fully vaccinated puppies under 6 month.**  
 Instructor's Meeting – 7.30 pm  
**Spirit of the West Challenge proposed date - to be advised**  
**Newsletter available. Spirit of the West Challenge proposed date - to be advised**

### June

Tuesday 1 June  
 Thursday 3 June  
**Sunday 6 June**

General Meeting – 8.00 pm unless otherwise advised  
 Puppy Kinder for puppies 8 – 16 weeks  
**Normal training. Class 1 Intake. Puppy Intake for fully vaccinated puppies under 6 months**

**Sunday 13 June**  
 Tuesday 15 June  
**Sunday 20 June**  
 Monday 21 June  
**Sunday 27 June**  
 Monday 28 June  
 Wednesday 30 June

**Queen's Birthday weekend. NO TRAINING**  
 Newsletter closes for articles, reports, etc  
**Normal training**  
 Instructor's Meeting – 7.30 pm  
**Normal training. Newsletter available**  
 Trial entries close. Back-to-back Obedience Trials  
 End of financial year for all departments. Stocktake required.

### July

Thursday 1 July  
 Saturday 3 July  
**Sunday 4 July**

Friday 9 July

Puppy Kinder for puppies 8 – 16 weeks  
 Trial Working Bee – to be advised  
**Normal training. Class 1 Intake. Puppy Intake for fully vaccinated puppies under 6 months**  
 Trial Working Bee – to be advised

## CLUB CALENDAR 2004

Saturday	10 July	OPEN OBEDIENCE TRIAL
<b>Sunday</b>	<b>11 July</b>	<b>OPEN OBEDIENCE TRIAL. NO TRAINING</b>
Thursday	15 July	Newsletter closes for articles, reports, etc
<b>Sunday</b>	<b>18 July</b>	<b>Puppy Intake for fully vaccinated puppies under 6 months</b>
Monday	19 July	Instructor's Meeting - 7.30 pm
<b>Sunday</b>	<b>25 July</b>	<b>PROMOTION DAY. Newsletter available</b>
<i>August</i>		
<b>Sunday</b>	<b>1 August</b>	<b>Normal training. Class 1 Intake. Puppy Intake for fully vaccinated puppies under 6 months</b>
Tuesday	3 August	General Meeting – 8.00 pm unless otherwise advised
Thursday	5 August	Puppy Kinder for puppies 8 – 16 weeks
<b>Sunday</b>	<b>15 August</b>	<b>Normal training. Puppy Intake for fully vaccinated puppies under 6 months. Newsletter closes for articles, reports, etc</b>
Monday	16 August	Instructor's Meeting – 7.30 pm. Distribution of Nomination Forms for Training Supervisor and 2 Assistant Training Supervisors.
<b>Sunday</b>	<b>22 August</b>	<b>Normal training</b>
<b>Sunday</b>	<b>29 August</b>	<b>Normal training. Newsletter available</b>
<i>September</i>		
Thursday	2 September	Puppy Kinder for puppies 8 – 16 weeks
<b>Sunday</b>	<b>5 September</b>	<b>Class 1 Intake. Puppy Intake for fully vaccinated puppies under 6 months</b>
Tuesday	7 September	Committee and Non-Committee nominations close
<b>Sunday</b>	<b>12 September</b>	<b>Normal training</b>
Wednesday	15 September	Nominations close for Training Supervisor and 2 Assistant Training Supervisors. Newsletter closes for articles, reports, etc
<b>Sunday</b>	<b>19 September</b>	<b>Normal training</b>
Monday	20 September	Instructor's Meeting – 7.30 pm. Election of Training Supervisor and 2 Assistant Training Supervisors
Tuesday	21 September	Life Membership nominations close
<b>Sunday</b>	<b>26 September</b>	<b>PROMOTION DAY. Newsletter available</b>
<i>October</i>		
<b>Sunday</b>	<b>3 October</b>	<b>Normal training. Class 1 Intake. Puppy Intake for fully vaccinated puppies under 6 months</b>
Tuesday	5 October	<b>ANNUAL GENERAL MEETING – 8.00 pm</b>

# CLUB CALENDAR 2004

Thursday	7 October	Puppy Kinder for puppies 8 – 16 weeks
<b>Sunday</b>	<b>10 October</b>	<b>Normal training</b>
Friday	15 October	Newsletter closes for articles, reports, etc
<b>Sunday</b>	<b>17 October</b>	<b>Normal training. Puppy Intake for fully vaccinated puppies under 6 months</b>
Monday	18 October	Instructor's Meeting – 7.30 pm.
<b>Sunday</b>	<b>24 October</b>	<b>Normal training</b>
Monday	25 October	Trial entries close
Saturday	30 October	Trial Working Bee – to be advised
<b>Sunday</b>	<b>31 October</b>	<b>Normal training. Newsletter available</b>
<i>November</i>		
Thursday	4 November	Puppy Kinder for puppies 8- 16 weeks
Friday	5 November	Trial Working Bee – to be advised
Saturday	6 November	BACK TO BACK OPEN OBEDIENCE TRIAL. NO TRAINING
<b>Sunday</b>	<b>7 November</b>	<b>Normal training. Class 1 Intake. Puppy Intake for fully vaccinated puppies under 6 months</b>
<b>Sunday</b>	<b>14 November</b>	<b>Normal training</b>
Monday	15 November	Instructor's Meeting – 7.30 pm. Newsletter closes for articles, reports, etc
<b>Sunday</b>	<b>21 November</b>	<b>Normal training. Puppy intake for fully vaccinated puppies under 6 months. End of Year Awards closing date</b>
<b>Sunday</b>	<b>28 November</b>	<b>Normal training. Newsletter available.</b>
<i>December</i>		
<b>Sunday</b>	<b>5 December</b>	<b>PROMOTION DAY</b>
Tuesday	7 December	General Meeting – 8.00 pm unless otherwise advised
<b>Sunday</b>	<b>12 December</b>	<b>Last day of training for 2004</b>
Thursday	16 December	Office closes



## GENERAL MEETING

7<sup>th</sup> October 2003

Meeting opened: 8.50pm

### **Apologies** As per Annual General Meeting

Minutes from the previous General Meeting as distributed in the Newsletter, taken as read

Acc: B Lawrence

Seconded: M Kilbourne

Carried

### **Business arising from the Minutes**

1. The Novice Bitch Class Sash which was donated to the Royal Melbourne Show Novice by the Club was won by Club Member Mark Kilbourne and "Videl"
2. Grounds seating. Council have only been allocated limited numbers of seating. Further investigation required for report to the next General Meeting.
3. Letter re Junior Handlers Trial sent to VCA. No response as yet.
4. B Elliott has accepted the position of Chair Person of the 50<sup>th</sup> Anniversary Sub-Committee
5. Letter re back-to-back July and back-to-back November 2004 Trials sent to VCA. No response as yet.

**Correspondence Out:** VCA re Junior Trials, VCA re Trial dates, C Rapp, B Elliott

**Correspondence In:** B Elliott, Lions Hearing Dogs Inc, City of G G re Building Works, P McCormack, VCA re Affiliation Fees 2004, VCA re Non VCA members Insurance Levy, C of G G re Grounds Allocation, Delta Update, L Gaylard, Guide Dogs Geelong Function, Lions Club of Leopold Function

Acc: B Elliott

Seconded: K Ciezarek

Carried

### **Business arising from Correspondence**

1. B Elliott reported that Members had approached him who are prepared to fill the 50<sup>th</sup> Anniversary Sub-Committee and a Meeting would be arranged as soon as possible. B Elliott also asked if he could report in person at the beginning of Committee Meetings. Members agreed

### **All Reports as per Annual General Meeting**

#### **General Business**

##### 1. VCA Insurance

P Convery moved 'that the Membership of Geelong Obedience Dog Club be increased by \$3.00 Single/Junior/Pensioner Single/Pensioner Junior and \$6.00 Family/Dual/Pensioner Family/Pensioner Dual for Non VCA Members to cover Insurance effective from the 1<sup>st</sup> January 2004'.

Seconded: J Convery

Carried

##### 2. Instructor's Uniforms

Instructor's and Committee recommendation

'that the Instructors be supplied with both a Polo Shirt and a wet weather Jacket'. Committee recommendation 'that all equipment will remain the property of Geelong Obedience Dog Club'.

D Dickeson moved 'that the Instructor's and Committee recommendation be adopted

Seconded: M Breiberg

Carried by majority

3. Elections

P Convery moved 'that Motion 161 regarding the election of the Training Supervisor be rescinded and that the Election of Training Supervisor and 2 Assistant Training Supervisors be conducted in the same manner and timeframe as all Committee and Non-Committee positions'

Seconded: J Convery

Motion was lost

4. VCA Proficiency Test

H Read moved 'that any Member gaining the VCA Proficiency Test will be awarded the Club's Merit Certificate'.

Seconded: P Convery

Carried by majority

5. Display Team Leader

Motion 168

'that if the Display Team Leader wishes to put his/her dog in the team for the day that he/she delegates another Member to take his/her place as the leader prior to the day to ensure total control of the Display Team'. W McCraw moved 'that Motion 168 be rescinded'.

Seconded: H Read

Carried by majority

H Read moved 'that we nominate a Bar Manager and alter the Bar hours to more suitable times.

Seconded: M Breiberg

Carried by majority

H Read nominated M Breiberg as Bar Manager. Seconded: J Convery. M Breiberg accepted the nomination. Duly elected.

As there was no further business

Meeting closed: 9.45pm

## ITEMS FOR GENERAL MEETING

### RECOMMENDATIONS FROM COMMITTEE MEETING – 17<sup>th</sup> November 2003

1. that a recommendation to the next General Meeting would include altering May's Agility Trial to Obedience or keeping Agility as is and altering November's Obedience Trial to an earlier date.
2. After discussion regarding presentation of Agility Speciality Sashes for 2004 a recommendation to be included in the next General Meeting for further discussion.