








FAITHFULLY YOURS



ESTABLISHED 1954

ncorporation No A5419H

ABN 79 874 613 605



Geelong Obedience Dog Club Inc
Breakwater Road, Belmont Common
GEELONG VIC 3220
Phone: 5243 4555

March 2007
Issue No
175

GEELONG OBEDIENCE DOG CLUB INC**Patron – Mr Fred Lehrmann****Office Bearers for 2006/2007**

PRESIDENT	Jim Ball	5248 4154	Public Officer
VICE-PRESIDENT (1)	David Gravalin	5248 5480	Training
VICE-PRESIDENT (2)	Debbie Schultz	5245 6155	Administration
SECRETARY	Lyn Wills	5282 3129	
TREASURER	Stephen Eldridge	5261 2820	Property Officer
TRIAL SECRETARY			
AGILITY	Pam Convery	5229 0145	
OBEDIENCE	Luba Hopkins	-	
GENERAL COMMITTEE	Scot Everett	5241 3171	Canteen Manager
	Peter Baker	5221 1524	Equipment Manager
	Victor Douglas	5241 5401	Grounds Manager
	Helen Read	5248 4889	Hall Manager
	Sandy Malady	5221 5784	Publicity Officer
	Leonie Kelleher	0417 358 149	Social Secretary
NON-COMMITTEE	Tina Button	0414 363 556	Training Supervisor
	Jenni Peppin	0413 011 822	Membership Officer
	Elaine Longshaw	5255 4603	Minutes Officer
	Alex Shackleton	-	Shop Manager
	Barbara Thorogood		Training Manager
	Vacant		Bar Manager
	Robyn Youl	5367 6415	Librarian
	Peg Pope	5229 6511	Assistant Librarian
	Jenny Chase	5229 2818	Newsletter Editor
	Alan Pescott		Webmaster
	Bernie Thomas	0438 068 202	Raffle Steward

The opinions expressed in this Newsletter are those of the authors and do not necessarily reflect the opinion or policy of the Editor or the Geelong Obedience Dog Club Inc. All Committee and Sub-Committee reports bear the name of the respective Club Officers. The Editor and/or Committee reserves the right to correct, alter, re-arrange or refuse, without prejudice, any copy submitted for publication.


Weekday Office Hours:- Thursdays, 2.00pm to 6.30pm

All correspondence should be addressed to:-

**THE SECRETARY
PO BOX 186
GEELONG VIC 3220**

If you would like to contribute articles etc. for publication in "Faithfully Yours", please forward them to The Editor, c/- the above address, hand in at the office or email to chaseja@ncable.net.au

Please remember the closing date for all Newsletter items is the 15th of each month



Club website – www.godc.org.au

INDEX

New Members	3	Geelong's Celebrity Dog Trainer	15
Club Calendar	4	Walking Your Dog	15
Class Times	5	VCA Trial Results	16
Reports	5	Dawg Daze	17
Library News	7	Canine Cookery	17
Advertising Rates	9	The Steve Austin Workshop	18
GODC Agility & Jumping Trial	9	Don't Lick the Lawn	18
A Wag's Tail	10	A Poetry Paws	19
Trialling at Warrnambool	12	Around Abouts	20
Volunteers on the Job	12	Preparing A Dog for the Trial Ring	21
Dog Training Methods	13	Grounds Speed Limit	21
The Five Freedoms for Animals	14	Specialty Sashes	22
Good Friday Fish BBQ	14	VCA Trial Schedule	22



NEW MEMBERS

The Committee, Instructors and Members would like to welcome the following new Members who have joined the Club recently. We hope you enjoy your training.

<u>Member</u>	<u>Dog's Name</u>	<u>Dog's Breed</u>
William Turner	Toby	Border Collie
Robert Unmack & Margaret Jewell	Tokky	Maltese Terrier X
Jayne Evans	Jasmine	German Shorthaired Pointer
	Nyah	Rhodesian Ridgeback
Robyn & David Nagle	Daisy	Golden Retriever
Dale Weston & Amy Lelliott	Rosie	Labradoodle
	Monty	Labradoodle
Stephen & Amanda Lee	Sully	Australian Silky Terrier
	Cleo	Australian Silky Terrier
Susan Hall	Toby	Shipperke
Bobby O'Connor	Oscar	Labrador
Elizabeth Debets	Lucky	Cavalier King Charles Spaniel
Pam Morcom	Clancy	Kelpie
Simone & Scott Truswell	Zak	Border Collie
Kate & Vincent Lehmann	?	German Shepherd
Lesley Richards & Mervyn Sykes	Sheyna	Whippet
Liz Ritspatrick & Patrick Rothan	Jessy	Border Collie
Sylvester Cafiso	Samson	Rottweiler
Mandy & Alex Travis	Isabella	Mini Foxy
Vicki & John Harris	Rita	Portuguese Water Dog
Kristy Fletcher & Brad Higgins	Koda	Staffordshire Bull Terrier
Fairlie Smith	Joey	Cocker Spaniel
Ashleigh & Bree Curren	Piper	Swedish Valhund
	Lara	Swedish Valhund
Michelle Hopkins & Paul Groten	Buddy	Staffordshire Bull Terrier
	Mac	Rhodesian Ridgeback
	Brindy	Rhodesian Ridgeback

CLUB CALENDAR

April

Sunday	1 April	Normal training. Class 1 Intake. Puppy Intake for fully vaccinated puppies under 6 months
Monday	2 April	Agility Trial training. Equipment setup 5.30pm
Tuesday	3 April	General Meeting – 8.00pm unless otherwise advised
Sunday	8 April	EASTER WEEKEND. NO TRAINING
Wednesday	11 April	Trial entries close – Agility/Jumping Trials
Sunday	15 April	Normal training Newsletter closes for articles, reports etc.
Monday	16 April	Agility Trial training. Equipment setup 5.30pm Instructor's Meeting – 7.30pm
Tuesday	17 April	Obedience Trial training – 7.15pm
Saturday	21 April	Trial Working Bee – to be advised
Sunday	22 April	PROMOTION DAY. Newsletter available
Monday	23 April	Agility Trial training. Equipment setup 5.30pm
Tuesday	24 April	Obedience Trial training – 7.15pm
Friday	27 April	Trial Working Bee – to be advised
Saturday	28 April	BACK-TO-BACK AGILITY TRIAL
Sunday	29 April	BACK-TO-BACK AGILITY TRIAL

CLUB INSTRUCTORS

Vice President (Training)

David Gravolin

Training Supervisor

Tina Button

Assistant Training Supervisors

Desma Dickeson

Colin Humphreys

Obedience

Joan Brophy

Leonie Kelleher

Moiria McNair

Fred Lehrmann

Victor Douglas

Val Moeller

Sandy Malady

Kim Ciezarek

John Shields

Kath Devlin

Pam Convery

Helen Read

Ray Millard

Robyn Everett

Andrew Wallace


Agility

Trish Gavaghan

Peter Baker

Glenys Murray

Jenny Chase



THOUGHT FOR THE DAY

**"The best and most beautiful things in the
world cannot be seen, nor touched. . . .
but felt in the heart"**

-- Helen Keller


CLASS TIMES

First Session**9.15am to 10.15am**

Puppies under 6 months
 Merit - Merit Revision - Graduate
 Graduate Revision - Advanced Agility
 Tricks Class - Social Class

Second Session**10.45am to 11.45am**

Beginners - Beginners Revision
 Agility Foundation – Beginners Agility
 Intermediate Agility



So that you can get the maximum benefit please make sure that you are in your designated area with your dog prepared and ready to start on time. In classes where equipment is used, offering your assistance with the setup will reduce delays.

**REPORTS****REPORTS****REPORTS****REPORTS**

PRESIDENT'S REPORT

Well March has been and gone and April is here. This month we have Easter to interrupt our training and we also have our back-to-back Agility Trials as well. Hopefully not too much I hope. We will be looking for help for the Agility trials and what ever you can do will be greatly appreciated. A form should be in this Months Newsletter for any help you can give. Also we have a General Meeting on the 3rd at 8.00pm. Please come along and have a say in your club. Also if you cannot attend training on any Sunday it is only manners to let your Instructor know that you won't be there. The Canteen Manager would still like some help on Sunday mornings if you can. Please see Scott and let him know if you are able to do so. Don't forget Promotion Day is on the 22nd so put in some time at home. It is up to you to put into practice what the Instructors teach you. If you're not sure ask them. Well that's all from me till next month.

Jim Ball
President

TRIAL SECRETARY'S REPORT

Hi everyone,

Once again our Labour Day weekend at Warrnambool has come and gone. We had quite a few Geelong Members there this year, competing in both Agility and Obedience, with several success stories, which I'm sure will appear in the results pages. Those who weren't quite so successful certainly gained from the experience and it was a major learning curve for many. The weather varied from very hot to very cold, but as usual the Warrnambool Club provide a great venue and atmosphere for Trialling. Our dogs actually got to roll in green grass, which I'm sure they all enjoyed.

The Trial Sub-Committee will be meeting again on Monday 26th March to finalise our Agility Trials, so watch out for the "How you can help at our Trials" form, which will be out on the 1st April. Your help will be appreciated so please do what you can. One very important job will be to have 2 or 3 Members at each ring ready to change equipment when required by the Judge. You do not need to be a VCA Member - all you need is a folding chair, but without this support the Trials will not run smoothly, so please keep that job in mind.

REPORTS**REPORTS****REPORTS****REPORTS**

The Tuesday night Trial Classes have been lucky to have Lyn Klecka (VCA Judge) down over the last 2 weeks. Lyn has put Members through various Class levels and offered valuable advice along the way. Thank you Lyn for your time. Most Classes were videoed and we are looking forward to a screening night next Tuesday.

Happy training

Pam Convery
Agility Trial Secretary



Your Local Jim's Cleaning Representative is



Jim's Cleaning (Belmont)
Ph: 0428 419 942

Mark Kilbourne & Rachel Johnstone
6 Finchfield Lane Belmont 3216
ABN 36 931 836 240

Now Available In Your Area
We specialise in

Carpet cleaning
Window cleaning
Regular Home Help
Spring Cleans
Builders Cleans

Move In & Out Cleans
Ovens & Stoves
High pressure cleaning
Tile & Grout Cleaning
Plus More

We use and recommend environment friendly products

Competitive Prices & High Standards

If No Answer Please Phone: 131 546

www.jims.net

Congratulations to the lucky winner of last months Library Competition. The first entry received which correctly identified the Mini Spitz Breeds was sent in by Helen Read.

The Mini Spitz breeds are:-

Papillon 20 – 28cm, German Spitz 23 – 28cm, Pomeranian 22 – 28cm, Schipperke 22- 23cm, Japanese Spitz 30 – 36cm, Lundehund 31 – 39 cm, Shiba Inu 35 – 41cm, Finnish Spitz 38 – 51cm, Swedish Lapphund 44 – 49cm, Norwegian Elkhound 49 – 52cm, Norwegian Buhund 41 – 46cm and the Keeshund 43 – 48 cms.

LIBRARY NEWS



The chain ring is home to Agility. Fun to do and fun to watch.

The Library has Magazines and DVD's devoted to Agility. The collection is called "Clean Run".

As I know nothing about Agility, like many of us I found the DVD's and Magazines fascinating, but a little confusing – so hence this report to help all the uninitiated to better understand this wonderful sport.

This is the beginning of a new series "Canine Concepts" from your Library.

**Happy heeling,
Peg and Robyn**

Dog Agility

Dog agility is a sport in which a dog moves through an obstacle course with the guidance of his or her handler. Dogs run off lead, so the handler's only controls are voice and body language, requiring exceptionally high standards of obedience.



In competition agility, both accuracy and speed are important. Dog agility is a fairly new sport, created as merely a demonstration in the 1978 Crufts Dog Show in the UK. It has since spread rapidly around the world, with major competitions held worldwide.

What is an Agility Course?

In the simplest form, an agility course consists of a set of standard obstacles laid out by an agility judge in a design of his own choosing, with numbers indicating the order in which the dog must complete the obstacles. Although different organizations specify somewhat different rules for the construction of obstacles, the basic form of the obstacles is the same wherever they are used. Obstacles include the following:

Contact Obstacles

A-Frame - Two platforms, usually about 1 metre wide, hinged together and raised so that the hinged connection forms an A shape. The bottom of both sides of the A-frame is painted a different colour, forming the contact zone, into which the dog must place at least one paw while descending.

Dog Walk - Three planks, connected at the ends. The centre plank is raised above the ground, so that the two end planks form ramps leading up to and down from the centre plank. This obstacle also has contact zones.

Seesaw - A plank supported just off-centre so that the same end always returns to the ground. This also has contact zones. The balance point and the weight of the plank must be such that even a tiny dog can cause the high end of the seesaw to descend to the ground within a reasonable amount of time.

Tunnels

Tunnel/Chute - A solid tube through which the dog runs. The tunnel is constructed of flexible vinyl and wire so that it can be configured in a straight line or curved.

Collapsible Tunnel - A barrel-like cylinder with a tube of fabric which extends from the end and lies closed until the dog runs into the open end of the chute and pushes his way out through the fabric tube.



Library News (continued)

Jumps

Jump/Hurdle – Two upright bars supporting a horizontal bar over which the dog jumps. The height is adjusted for dogs of different heights. The uprights can be simple bars or can have wings of various shapes, sizes and colours.

Double Jumps – Two sets of uprights, each with horizontal poles. The horizontal bars are ascending and the spread between the bars is adjusted for the height of the dog.

Panel Jump – Instead of horizontal bars, the jump is a solid panel from the ground up to the jump height. This is usually constructed of several short panels that can be removed to adjust it for the height of the dog.

Broad Jump – A set of up to four slightly raised platforms that form a broad area over which the dog must jump without setting feet on any of the platforms. Length is adjusted for the dog's height.

Tyre Jump – This is just what it sounds like: A tyre shape on a frame. The dog must jump through the opening of the tyre. The height is adjusted for dogs of different heights.



Other Obstacles

Table – An elevated square platform about 1 metre across onto which the dog must jump and pause for a five second period. The height ranges depending on the dog's height.

Weave poles – Similar to slalom, this is a series of twelve upright poles through which the dog weaves. The dog must always enter with the first pole to his left and must not skip any poles.

Teaching Dog Agility

Teaching a dog the basic execution of most obstacles takes only a small amount of time and simple training techniques; most dogs can be readily convinced to run through a short, straight tunnel to chase a toy or to go to their owner, for example. However, to compete in agility trials and to develop speed and accuracy, both dog and handler must learn a wide range of techniques for doing the equipment, performing sequences of obstacles, and communication on course while running full out.

The seesaw and weave poles are probably the most challenging obstacles to teach, the first because many dogs are wary of the boards, movement, and the second because it is not a behaviour that they would do naturally over a series of twelve poles. However, it can also be challenging to train the dog to perform its contact obstacles in a manner that ensures that they get paws into the contact zone without sacrificing speed.

Training techniques vary greatly. For example, techniques for training the weave poles include using offset poles that gradually move more in line with each other; using poles that tilt outward from the base and gradually become upright; using wires or gates around the poles forcing the dog into the desired path; putting a hand in the dog's collar and guiding the dog through while leading with a toy or treat; teaching the dog to fun full speed between two poles and gradually increasing the angle of approach and number of poles; and many other techniques.



ADVERTISING RATES FOR "FAITHFULLY YOURS"

Advertisements are restricted to a maximum of 12 half pages per issue.

RATES

Up to 1/8 page Line Advertisement	1 Edition	\$ 2.00
Half page Advertisement	1 Edition	\$10.00
Half page Advertisement	12 Months 6 issues (bi-monthly)	\$50.00

Half page "Title" and "Vale" notices are provided free to all Members. Copy must be submitted by the 15th of the month. If you would like photos etc returned, please provide a suitably sized SSAE.

Please note that we do not advertise puppy litters.



Geelong Obedience Dog Club Inc Back-to-Back Double Agility/Jumping/Games Trials

Saturday 28 April & Sunday 29 April 2007

Entries close: Monday 16 April 2007

Entries to: Pam Convery, 247 Shannon Ave, Manifold Heights, Vic 3218 Phone: (03) 5229 0145

Trial A (Saturday Morning Trial)

- Agility – Novice, Excellent, Open: Mr M Tyler
- Gamblers – Excellent, Novice, Masters & Agility - Masters: Mr R Padfield
- Snooker – Masters, Novice, Excellent: Mr S Pearson

Trial C (Sunday Morning Trial)

- Agility – Novice, Excellent, Open: Mr M Cowman
- Strategic Pairs – Excellent, Novice, Masters & Agility - Masters: Mrs B Pearson
- Gamblers – Masters, Novice, Excellent: Mr C Makepeace

Trial B (Saturday Afternoon Trial)

- Jumping – Novice, Excellent, Open: Mr M Tyler
- Snooker – Excellent, Novice, Masters & Jumping - Masters: Mr R Padfield
- Strategic Pairs – Masters, Novice, Excellent: Mr S Pearson

Trial D (Sunday Afternoon Trial)

- Jumping – Novice, Excellent, Open: Mr M Cowman
- Gamblers – Excellent, Novice, Masters & Jumping - Masters: Mrs B Pearson
- Snooker – Masters, Novice, Excellent: Mr C Makepeace

One entry per form per class stating Trial A, B, C or D. Height required for all classes. Entries postmarked after closing date will be returned. Check in and vetting will be required for all Trials and presentation will be at the completion of each Trial.

Saturday Night BBQ \$5 per head

Sausages, Hamburgers,
Veggie Burgers and Salads
provided.

*To be booked when sending
entries for Trials*

Entry Fee

\$7.00 per class
(except Strategic Pairs \$11 per team)

Check in Time

Trial A: 8.30am – 9.15am
Trial B: 12.30pm – 1.15pm
Trial C: 8.30am – 9.15am
Trial D: 12.30pm – 1.15pm

Judging Commences

Trial A: 9.30am Trial B: 1.30pm
Trial C: 9.30am Trial D: 1.30pm


Full catering will be available on the grounds for both days.

Accommodation

Costa Verde Holiday Village 1800 032339
www.costaverde.com.au
Hacienda Motel (03) 5243 5844
El Dorado Tourist Park (03) 5276 1386
Aristocrat Waurnvale Motel (03) 5244 2111
Rose Garden Motel (03) 5241 9441

Sherwood Village Caravan Park (Sites Only) (03) 5243 1068

Camping available on the grounds for \$5, toilet facilities only. To be booked when sending entries for Trials.



A Wag's Tail

*... as dictated by "Wolf" the Poodle, to
Kayelle, His Human.*

Hey! This Hair-Cut Business has been tried on me before. I will NOT stand for it because I have a heritage! I am NOT the woosie little French Number that they think I am... I am of proud German Heritage. Just because I give French Kisses and can't resist trying the ol' Tongue Trick, doesn't mean that I will stand the Indignity of having my private bits and my FEET shaved!

*

She – has tied – a BELL – to my – COLLAR! Does She Not Know That I Am A MAN Dog? I am embarrassed.

She says it will help her to know where I am when I run off. I am a Good Boy, I don't NEED a BELL!

*

I love that machine that says "SWHOOSH" after Kayelle uses it. I like to stick my head in it to watch the water swirling around. I have lately found that it's even more fun to try to stick my head in it before she has finished ...

She squeals and jumps around the bathroom trying to get her pants up. I might do that more often.

*

Sorry; but I cannot be expected to do the 1970's disco thing that other Poodles put up with. No Way!

Nana made me a red diamante collar, then she got over excited, and went on to produce Four Leg Bands to match. Kayelle put them on me – the WHOLE OUTFIT and paraded me around the shopping centre! Old ladies said "Ooooh isn't SHE the Sweetest little Girl then!"

I've had enough. I'm packing my spotty 'kerchief' with toys and treats, I have the stick

to tie it all onto... over the shoulder with the lot and off I go!

I AM NOT A BITCH... I AM A DOG! I am outta here.

I attempted doing a runner last night... out through the dog door at midnight, and straight at the fence. Sadly, my nap-sack got caught in the pickets and my left ear got tangled in a bush. I slunk home defeated.

Well, perhaps I didn't really want to leave, because the Rubbish Bins are too tall now-days to give a dog any joy. But don't worry about me, once I got back inside I found that I could reach the Disco Outfit on the bench, and I enjoyed an entire hour tearing it to shreds.

That should teach them.

*

School is so much fun! Today was Kayelle's induction day, the start of her education.

I waited in the car with Tammy The Cocker and barked and barked at all the Bad, Bad Dogs passing by. Lucky thing that I did



A Wag's Tail (continued)

too... we still have the car... we need it so that we can keep coming back to school.

After Kerri finished her class, we got out and we did so many wees up against the trees that I reckon I'm empty for a week. Doesn't matter, I can always pretend, even if nothing actually comes out.

And THEN, the Best Bit! We went into the back blocks and ran through the mud and slush and I found the biggest and most Decayed Dead Rat that any dog could ever be proud to roll in. OOOH! I feel like heaven itself.

I like school.

If any-one calls me a bitch, I will rightly take it as a compliment.


Kayelle.

Winston Churchill used to call his depression his "Black Dog".

So did I... until I adopted a Black Dog.

He lifts the weight of sadness from me, rests his nose on my lap and looks up at me with compassion that brings me back to life, at a rate that he understands I can cope with. I can never again refer to my depression as the Black dog... he is not the depression. He is the cure.

This piece was written by Kayelle. It is the third and final part of the series which has been running over the last three months.



Highton Veterinary Clinic

88 Barrabool Road Highton 3216

Tel: (03) 5243 0077

Fax: (03) 5241 1668

Email: hightonvet@ava.com.au

**Highton Vet Clinic and Animal Attraction Grooming
Providing "Total Pet Care"**

**For your pet we provide:
All Veterinary services, plus acupuncture, chiropractic,
bird & pocket pet medicine, grooming, basic &
advanced puppy classes**

Dr Ulrike Wurth and Associates

I have just arrived home from yet another wonderful weekend at Warrnambool Dog Training School's Obedience and Agility Trial.

There were HEAPS of Geelong members competing - Jenny Chase and Cooper, Janelle Convery and Mason, Leonie Kelleher and Branko, Alex Shackleton and Simbah, Anne Macrae and Misty and Mac, Peter Baker and Poppy and Amigo, Helen Read and Cobber, Tara Middleton and Jem and Scout, Tony Stewart and Bella, and me and Django. Some trialled in Obedience, some in Agility, and some brave souls in both!

Trialling at Warrnambool


by Libby Hotchin

I think nearly everyone got placings and/or passes, certainly there were firsts and other placings for Geelong members in both Obedience and Agility on both Saturday and Sunday. And we had members trialling in all classes from CCD to UDX in Obedience and from Novice to Masters in Agility. A highlight was the Excellent Jumping Class on Sunday afternoon, where Django and Libby, past member Tara and Scout and Anne and Misty were the only passes on a tough course, filling the three placings and, for Scout and Misty, completing their JDX titles! Way to go grrrls (oh, and 'way to go' Django who intends to get his fifth and final pass next time!) We would agree that a big thankyou is due to our trusty agility gurus, Trish, Glenys' and Peter, for all those training routines requiring dogs to ignore very enticing tunnel entrances.

Special congratulations also to Tony and Bella and Anne and Misty for winning the 'Best Geelong Member' sashes for Obedience and Agility respectively.


Warrnambool is always a great weekend, and being March and November good weather usually prevails. There is a choice of dog friendly accommodation options - from camping to caravanning to holiday cabins and motels - truly priced to suit every budget. If you are interested in future weekend trials (and there are country trials all over the state), check with anyone named in this little report and we will fill you in on everything you could care to know. Trialling weekends are always lots of fun, a great opportunity for socialising with dog friendly folk (and folk friendly dogs) and a wonderful chance to learn more about your dog sport of choice.

Volunteers on the Job

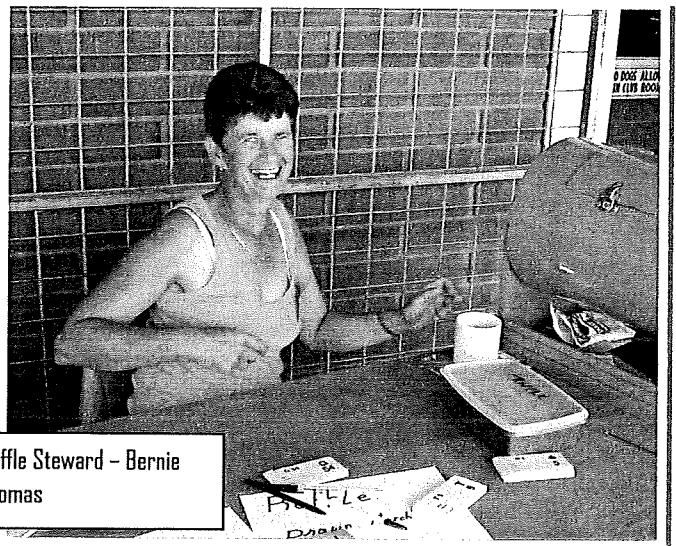


Librarian Robyn Youl with Assistant Librarian Peg Pope

Some of the wonderful people who help out at our Club.



Sausage Sizzle experts Tori Stones 14 with her Mum Kathy Stones



Raffle Steward - Bernie Thomas

DOG TRAINING METHODS

*Excerpts from the 1997 FAVA Congress.
Presented by Terry Ryan*

Stay and Release

Once your dog responds to the sit, you may want to add the word "Stay" or "Wait". This is actually redundant, because the dog can't be sitting properly and not stay! However, "Stay" will be a useful word in the future and this is a convenient time to teach its meaning

Because dogs communicate mostly with body language, many dogs respond better to hand signals than verbals. A hand signal to accompany the verbal STAY is the palm of your hand placed in front of the dog's face.

Start with a brief sit-stay. Fido should be helped to stay on a few seconds and then released. Accomplish the stay by keeping Fido's head up. When the head is up the laws of physics are in your favour. Try this yourself. Sit in a chair and focus on a spot on the ceiling just above your head. Now try to get up! Careful! Don't lose your balance. You can get up, but it's difficult.

The "Stay" period can slowly progress to about 30 seconds over a week's time. Don't get too ambitious with the STAY. Don't fall into the trap of testing to see just how long Fido will stay. In the beginning stages of training a new exercise, the important thing is to make Fido successful and reward that success. Once you establish this foundation, you can start to build on the time away from Fido and also the distance, but not all at once. At first when practicing sit-stay you will be toe to toe with Fido. When Fido seems steady at that, you can take a step backwards. If you're extending the distance, decrease the time. If you're extending the time, decrease the distance. Start with just a few seconds at a distance. To Fido a sit-stay with you one step away is a different exercise than a sit-stay toe to toe.

The STAY can be added to the STAND and DOWN once those new ones are learned. Stay, but for how long? It's helpful if a dog can be trained to stay in a position until released or given another command.

Release

A release term meaning, "we're done, you can do as you like now". For example, if Fido is doing a sit-stay, you'll end the exercise with a word like "Free" or "Okay" or "Done". Choose a word that is different from any other command or praise word.

Don't fall into the habit of releasing Fido from an exercise and then heaping on the praise. What are you reinforcing? Jumping around AFTER the exercise? If you are working on the sit-stay, praise while the dog is in that position. After the release, say nothing or praise only slightly.

Practical Applications for the Sit-Stay


Once sit is established as a rewarding behaviour, it can be used as a substitute for problem behaviour. You can see in the following examples how sit-stay competes with and takes the place of irritating habits! Great! Now you can praise your dog in situations where you previously felt like punishing!

Passing through doors

Dogs get excited about coming and going. When it's time to go outside, make it a habit for your dog to SIT by the door until it's opened and not go through until invited. In addition to making things easier, it will prevent Fido from dashing outdoors unexpectedly and getting into the street. You will also find it very convenient to ask Fido to sit at the door before you enter.

Sit at your side when you stop on walks

We want Fido to be a well-mannered, accepted member of our community. If you ask her/him to sit each time you



Dog Training Methods (continued)

stop while walking, it will help keep her/him under control and out of the way of other pedestrians.

Sit at the Kerb during a walk

During walks, when you need to cross a street, teach your dog to sit before you start across. Vary the pause before crossing. This keeps Fido under better control in busy traffic and safer should a car get too close to the kerb. This may also give Fido the idea that she/he cannot cross streets without you.

Sit for attention from people

When visitors come to your house or if you meet someone on the street while walking with Fido, take the time to help Fido sit before you begin to talk or before they pet her/him. At first this can be practiced at home with family members or friends. If Fido makes a mistake and gets up or jumps on people, ask them to simply ignore her/him and turn away. What Fido wants is attention. Make her/him sit to receive their attention.

**THE FIVE FREEDOMS FOR ANIMALS****FREEDOM FROM HUNGER AND THIRST****FREEDOM FROM DISCOMFORT****FREEDOM FROM PAIN, INJURY OR DISEASE****FREEDOM TO EXPRESS NORMAL****BEHAVIOUR****FREEDOM FROM FEAR OR DISTRESS****RSPCA****GOOD FRIDAY****FISH BBQ****ALL****WELCOME****BYO FOOD****AND DRINK****CLUB****GROUND****11.00AM****BBQ SUPPLIED****Late News**

Missing from the January 2006 End of Year Games Day Report was:-

Equal 1st Place for the Longest Stand Stay:-

Elaine Feaver with her Border Collie Jessie

DACHSHUND, BEAGLE, POODLE
AND, UM... EITHER YORKIE
OR BOSTON TERRIER...

**BUDDY GETS HIS NOSE CHECKED**

GEELONG'S CELEBRITY DOG TRAINER

TV's Network 10 was on the search for a Dog Trainer extraordinaire for their new TV show 'Celebrity Dog School' and they certainly got one in our GODC Training Supervisor Tina Button.

The Show is hosted by Larry Emdur and follows the progress of six Australian celebrities who must train their own dog in different Obedience and Agility tasks each week. These tasks are then performed in front of Judges who critique and score the performance.



Each celebrity has the help of an expert dog trainer and this is where Tina comes into the picture. She is working with '9am' and 'Saving Babies' host Kim Watkins and her Doberman bitch Scully. Typical of her breed Scully is one very smart girl and is quite a quick learner. Under direction from Tina, Kim has been utilizing a 'motivator' in their training sessions – this is one pup that loves a tennis ball – and with this positive approach their progress has been impressive. Kim is very dedicated and does put in a lot of time working with Scully between filming sessions each week. The results show and Kim should be an inspiration to us all.

Of course it doesn't all happen overnight. There is still a lot of work to be done – Scully's main issues of tugging on the leash and not ALWAYS coming back when called are still being worked through. I'm happy to be able to report here that with Tina's help Kim and Scully are slowly overcoming these problems.

Although the initial episode was filmed in Sydney the remaining shoots are thankfully all done in Melbourne. Tina says that this has been an interesting experience for her. Being an eye opener into the world of television, the long days required, and the vast amount of work it takes to put a show of this type together each week.

Celebrity Dog School is currently airing on Channel 10 at 6.30pm Saturdays.



Walking Your Dog - Changes to Local Law (Surf Coast Shire)

In January, the Surf Coast Shire Council amended section 35 of its Community Amenities Local Law (No 21)

The changes mean that, as well as being required to pick up excrement after your dog, you must now also carry plastic bags or containers with you when walking your dog in public places. Penalties now apply to dog

owners found without bags or container when walking dogs in public, and to those who don't clean up after their dog. To assist in adapting to this change, the Shire has provided a yellow "Pooch Pouch" that can be fastened to a dog leash and can hold up to 4 plastic bags.

Sent in by Peter Roupas

VCA TRIAL RESULTS

Hastings & District Obedience Dog Club – Open Obedience Trial – Sat, 24th February, 2007

CCD – AM Trial

Peter Roupas	Strathraer Blue Diamond (Elke)	3 rd Pass	5 th Place
	Golden Retriever	***CCD Title***	

Knox Obedience Dog Club – Agility, Jumping & Games Trial – Sat, 3rd March, 2007

Novice Snooker

Helen Green	Ch Wameika Dentelle GD CD AD JD (Bella)	1 st Pass	3 rd Place
	Brittany		

Excellent Agility

Helen Green	Ch Wameika Dentelle GD CD AD JD (Bella)	4 th Pass	1 st Place
	Brittany		

Warrnambool Dog Training School – Open Obedience, Agility & Jumping Trial – Sat, 10th March, 2007

UD

Janelle Convery	Goorambat The Manor CDX (Mason)	NQ	2 nd Place
	Golden Retriever		

Novice Jumping

Anne Macrae	Misty JD (Misty)	4 nd Pass	1 st Place
	Associate		

Novice Agility

Janelle Convery	Goorambat The Manor CDX (Mason)	1 st Pass	1 st Place
	Golden Retriever		

Open Agility

Jenny Chase	Tylker Ganesh CDX ADX JDX SD ET (Cooper)	NQ	3 rd Place
	Boxer		

Warrnambool Dog Training School – Open Obedience, Agility & Jumping Trial – Sun, 11th March, 2007

CCD

Alex Shackleton	Lindenbrae Tarfin Bravado (Simbah)	NQ	2 nd Place
	Border Collie		

Novice Agility

Anne Macrae	Misty JD (Misty)	2 nd Pass	2 nd Place
	Associate		

Excellent Jumping

Libby Hotchins	Ch Lindenbrae Tarfin Aurora CD JD AD (Django)	4 th Pass	1 st Place
	Border Collie		

Anne Macrae	Misty JD (Misty)	5 th Pass	3 rd Place
	Associate	***JDX Title***	

“Best Geelong Member – Agility”


Open Jumping

Peter Baker	Dunnwarren Blue Curacao CD JDM ADX ET JDO	Pass	2 nd Place
	Border Collie		

DAWG DAZE

Right: Never give your dog beer!!!

Below: Say Cheese



Have you got a funny photo of your dog? If you think others would enjoy it and would like to share it with us, write a caption and send it in. We'd love to see it here.



CANINE COOKERY

CHEESY CHOMPS

Ingredients:

- 2 cups of wholemeal flour**
- ½ cup olive oil**
- 3 tablespoons water**
- 1 teaspoon garlic powder**
- 1 ¼ cups grated cheddar cheese**
- 1 teaspoon of codliver or flaxseed oil**



Method:

Preheat the oven to 200 degrees C. Combine all the ingredients and mix well. Add water if needed to form a good dough. Knead well and roll dough into small balls. Place on a greaseproof paper and push the balls down with the base of a glass (make sure the glass is wet to prevent sticking).

Bake for around 10 minutes or until golden brown.

Coming to Geelong Obedience
Dog Club once again

Saturday 16th and Sunday
17th June 2007

The STEVE AUSTIN Workshop



Steve is an internationally
known and respected animal
trainer.

Director of
Pet Industry Association of Australia (PIAA)
Assistance Dogs Australia (ADA)
National Trainer, Detector Dog Programs
Australian Quarantine Inspection Services

Steve can currently be seen
judging on Network 10's show
Celebrity Dog School

Watch April's Newsletter
for further details

Don't Lick the Lawn

After you have sprayed your lawn with pesticides, when is it safe for the pets?

General findings from a number of studies on lawn care pesticides indicate that the greatest potential for exposure is during the first hour or two after application.

Once a spray has thoroughly dried, evaporation drops dramatically, as do pesticide residues which an animal may dislodge.

As a general rule, always keep children and pets of the treated area for 24 hours after spraying.

Always wear clothing that protects your skin, eyes, ears and mouth when applying spray.

Do not water in fertilisers, grub control insecticides, pre-emergent herbicides, and any combinations of the above which you may use.

Do not water in products such as broadleaf weed-and-feeds, liquid broadleaf herbicides, or insecticides for control of leaf-eating insects: these products must remain on the foliage to be effective.

WARNING SIGNS

If you notice your dog or cat acting strangely, stumbling, salivating, vomiting or having seizures after you have recently applied a lawn care product, call your vet.

Don't forget to take the product with you. Mind you, some ornamental plants and flowers are toxic, as well. The rhizomes or bulbs of Lilliums, Iris, Lily of the Valley and Agapanthus, for example, are lethal to cats, totally destroying their kidneys.

Burke's Backyard magazine

A POETRY PAWS

When I Got My New Dog

Unknown

I asked for strength that I might rear her perfectly,
I was given weakness that I might feed her more treats.

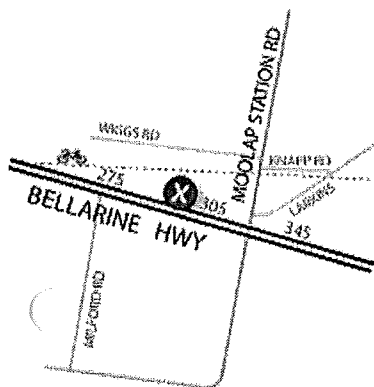

I asked for good health that I might rest easy,
I was given a "special needs" dog that I might know nurturing.

I asked for an obedient dog that I might feel proud,
I was given stubbornness that I might feel humble.

I asked for compliance that I might feel masterful,
I was given a clown that I might laugh.

I asked for a companion that I might not feel lonely,
I was given a best friend that I would feel loved.

I got nothing I asked for,
But everything that I needed.



Newcomb

Sand and Soil Supplies



FOR ALL YOUR GARDEN SUPPLIES

• Screened Loams • Mixed Garden Soil • All Sands • Various Mulches

Earthmoving equipment and tip trucks for hire

295 Bellarine Hwy

Moolap Victoria 3221

Telephone 5248 2632

Open 7 Days a Week


AROUND ABOUTS



Above: Here for the Induction, Ruby Harris 9 and Ellie Richards 9 relax on a picnic rug while waiting for Mum.

At Sunday Training 4th March, 2007 –

Our first autumn training morning was a little sticky but the muggy weather didn't stop our Members having fun with their dogs.



Above: Are two dogs better than one? Dean Wilson holding Lacey and Maggie the Border Collie.



Below: Millie the Cocker Spaniel sitting beautifully at the start post for her handler Raylene Hartney



Above: Beginners Agility Class Members Lisa Newton with Kelly, Christine Kenyon with Kipper and Ian and Carole Sparks with Lacey.

Left: Jessica Gear teaches 6 year Labrador Boston how to do a Sit Stay with the help of her Class Instructor Joan Brophy



PREPARING A DOG FOR THE TRIAL RING

by Sue Fedoryschyn – OzObedience List

Remember you are a team, the dog does not loose all the points, a handler can loose them as well.

Pick out your two weakest exercises and practice them so they become stronger. Make sure the training is not too long. Short bursts of training and keep it fun. Don't bore your dog and always pay your dog for good work.

THE DAY OF THE TRIAL

Make sure you have all your items packed for you and the dog for the day.

E.g. Shade for you and your dog, items for wet weather, chair, crate or something to leave your dog in for security if you have to leave him for a while. Water for you both and plastic bags.

Don't go training your dog for half hour before it goes in the ring. Don't exhaust the dog. A short burst of training is all that is needed.

After arriving always take your dog for a toilet break, and then go straight to the vetting line if held.

Go straight to your ring and let them know your optional exercise, if necessary.

Monitor the ring when it starts and always watch the Judge's pattern.

Always check to see who is in front of you by about three dogs so you are prepared. This gives you time to toilet your dog and be ready when called.

ENTERING THE RING

When you are called, walk in ring with a smile and relax.

Go to the start peg using right and left turns and let the dog know it is working.

When arriving at the start peg it is best if the handler stands next to the start peg, as this stops the dog from sniffing the start peg.

As the Judge is introduced, keep your left hand down by your side and tickle your dog on his ear to keep his/her attention until the Judge says, "Are you ready?" Then bring your hand into position for your first exercise.

When you step off, make sure you pick an object to go to, as you will not walk straight by looking down.

On your turns, try to point your foot in the direction you are going, this will help your dog. It is not cheating - it is ring craft.

Try to use normal voice tones that you would use in training. When we are nervous some handlers start squeaking and the dog gets very confused when the handler uses this unnatural voice tone.

After each exercise, when returning back to the start peg, make sure you praise your dog verbally to keep them motivated.

Remember to keep smiling and focused.

Always say thank you as you leave the ring with your dog on lead.



Grounds Speed Limit

The speed limit within the Club Grounds area is 8 kms per hour.

Please observe the speed limit and be aware of dogs and children when parking your car.



Specialty Sashes 2007**Obedience**

Warrnambool.....	(1 sash) Saturday 10 & Sunday 11 March
Ballarat.....	(1 sash) Saturday 31 March
Keilor.....	(1 sash) Sunday 3 June
Broadmeadows.....	(1 sash) Sunday 24 June
Geelong.....	(2 sashes) Saturday 7 & Sunday 8 July
Sunbury.....	(1 sash) Saturday 1 September
Melton.....	(1sash) Sunday 23 September
Werribee.....	(1 sash) Saturday 27 October
Ballarat.....	(1 sash) Sunday 18 November

Agility

Warrnambool.....	(1 sash) Saturday 10 & Sunday 11 March
Agility Dog Club.....	(1 sash) Saturday 7 & Sunday 8 April
Geelong.....	(2 sashes) Saturday 28 April & Sunday 29 April
Ballarat.....	(1 sash) Sunday 12 May
Ballarat.....	(1 sash) Saturday 20 October
Warrnambool.....	(1sash) Saturday 3 & Sunday 4 November
Warrigal.....	(1 sash) Saturday 1 December

**VCA TRIAL SCHEDULE****April 2007**

Subject to Amendment

Please note :

(S) Showgrounds, Epsom Rd, Ascot Vale, Vic 3032 Melway Ref 28 E12

(P) KCC Park, 655 Westernport Highway, Skye Vic 3977 Melway Ref 128 J12

Date	Fixture	Affiliate	Venue	Judging
Sun 1	AGILITY TRIAL	MOORABBIN & DIST OBED DOG CLUB		9.00am
	AGILITY TRIAL	MOORABBIN & DIST OBED DOG CLUB		1.00pm
Sat 7	AGILITY TRIAL	AGILITY DOG CLUB		
	RETRIEVING TRIAL	CENTRAL HIGHLANDS WORKING GUNDOG CLUB		8.00am
Sun 8	AGILITY TRIAL	AGILITY DOG CLUB		
	RETRIEVING TRIAL	CENTRAL HIGHLANDS WORKING GUNDOG CLUB		8.00am
Mon 9	EARTHDOG TEST	EARTHDOG CLUB OF VIC	(P)	
Sat 14	RESTRICTED TO GROUP 3 OBED TRIAL	WEIMARANER CLUB	(P)	9.00am
Sun 15	LURE COURSING	RHODESIAN RIDGEBACK CLUB	(P)	9.00am
	TRACKING QUAL TEST	GIPPSLAND OBED DOG CLUB		8.00am
	WEIGHTPULL COMPETITION & OBEDIENCE PRACTICE	ALASKAN MALAMUTE CLUB	(P)	
Sat 21	OPEN SHOW & RESTRICTED TO BREED OBED TRIAL	WELSH CORGI CLUB	(P)	11.30am
	OBEDIENCE TRIAL	RED CLIFFS DISTRICT KENNEL CLUB		11.00am
	TRACKING TEST	GERMAN SHEPHERD DOG CLUB OF VIC		8.00am
	LURE RACING / EARTH DOG PRACTICE	LURE RACING & EARTH DOG CLUB	(P)	
	NQ UTILITY GUNDOG FIELD TRIAL	GERMAN SHORTHAIRED POINTER CLUB		
Sun 22	REST TO BREED OBED TRIAL	BORDER COLLIE CLUB OF VIC	(P)	
	OBEDIENCE TRIAL	RED CLIFFS LADIES K & O CLUB		9.30am
	OBEDIENCE TRIAL	CROYDON & DISTRICT OBED CLUB		Noon
	NOV UTILITY GUNDOG FIELD TRIAL	GERMAN SHORTHAIRED POINTER CLUB		
Sat 28	AGILITY TRIAL	GEELONG OBEDIENCE DOG CLUB		9.30am
	AGILITY TRIAL	GEELONG OBEDIENCE DOG CLUB		1.30pm
	RESTRICTED TO BREED OBED TRIAL	CAVALIER KING CHARLES SPANIEL CLUB	(P)	9.30am
	NOV POINTER & SETTER TRIAL	SPORTING GUNDOG CLUB		
	EARTH DOG TEST	LURE RACING & EARTH DOG CLUB		
Sun 29	OPEN POINTER & SETTER FIELD TRIAL	SPORTING GUNDOG CLUB		
	AGILITY TRIAL	GEELONG OBEDIENCE DOG CLUB		9.30am
	AGILITY TRIAL	GEELONG OBEDIENCE DOG CLUB		1.30pm