








# FAITHFULLY YOURS



**ESTABLISHED 1954**

incorporation No A5419H

ABN 79 874 613 605



**Geelong Obedience Dog Club Inc**  
**45 – 55 Gundog Lane, Belmont Common**  
**GEELONG VIC 3220**  
**Phone: 5243 4555**

**February 2016**  
**Issue No**  
**267**

# GEELONG OBEDIENCE DOG CLUB INC

**Patron – Mr Fred Lehrmann**  
**Office Bearers for 2015/2016**

<b>PRESIDENT</b>	Bob Tunnicliffe		Public Officer
<b>VICE-PRESIDENT (1)</b>	Heather Miller		Training
<b>VICE-PRESIDENT (2)</b>	John Taylor		Administration
<b>SECRETARY</b>	Justine Steel	0406409517	
<b>TREASURER</b>	Kathy Taylor	52 411 886	Property Officer
<b>TRIAL SECRETARY</b>	Tina Button		
<b>GENERAL COMMITTEE</b>	Nanette Tunnicliffe		Canteen Manager tunn@ozemail.com.au
	Sue Rowe	52 437 872	Equipment Manager
	Victor Douglas	0448415401	Grounds Manager
	Wendy Eck	0400189068	Hall Manager
	Carolyn Waters	0425710467	Social Secretary/Publicity Officer
	Samantha Hallsworth		Shop Manager
<b>NON-COMMITTEE</b>	Helen Read		Training Supervisor
	Maureen Hateley		Membership Officer
	Nanette Tunnicliffe		Minutes Officer
	Robyn Youl		Librarian
	Stephen Eldridge		Assistant Librarian
	Pam Convery	52 414 786	Newsletter Editor
	Brendan Jagtenberg	0410 261 393	Webmaster

*The opinions expressed in this Newsletter are those of the authors and do not necessarily reflect the opinion or policy of the Editor or the Geelong Obedience Dog Club Inc. All Committee and Sub-Committee reports bear the name of the respective Club Officers. The Editor and/or Committee reserves the right to correct, alter, re-arrange or refuse, without prejudice, any copy submitted for publication.*

Weekday Office Hours:- Monday, 3.00pm to 7.00pm

All correspondence should be addressed to:-

**THE SECRETARY**  
**PO BOX 186**  
**GEELONG VIC 3220**

If you would like to contribute articles etc. for publication in “Faithfully Yours”, please forward them to The Editor, c/- the above address, hand in at the Office or email to [Pam Convery at janelle.convery@bigpond.com](mailto:janelle.convery@bigpond.com)

**Club website – [www.godc.org.au](http://www.godc.org.au)**



# **CLUB CALENDAR**

## **CLUB INSTRUCTORS**

*Vice President (Training)* Heather Miller  
*Training Supervisor* Helen Read  
*Assistant Training Supervisors* Wendy Eck

### **Obedience**

Wendy Eck	Victor Douglas	Wendy Ganly
Colin Humphries	Val Moeller	Bev Petrass
Helen Read	Justine Steel	Tony Stewart
Emergency Alex Shackleton		

### **Agility**

Karalyn Bell	Vivienne Benham	Julie Cooke
Trish Gavaghan	Glenys' Murray	Karen Millard
Sandra O'Hara	Alex Shackleton	

### **Rally O**

Heather Miller

### **Flyball**

Sally Hunt	Gary Matthews
------------	---------------

Class times for the coming training block.

9am	10.15	11.30
Justine- Puppies	Wendy E – class 1	Agility 1 & 2
Wendy E class 1	Wendy G – class 2	
Wendy Ganly class 1	Tony & Val – class 3	
Alex emer	Heather rally 2	Heather rally 1
Victor class 1	Victor class 2	
Agility 5 &6	Helen – class 2	
Colin – Social Class	Agility 3& 4	
Sally - Flyball	Justine - New Members	

## **FROM THE PRESIDENT**

As this is the first edition of the Newsletter for 2016 I would like to wish everyone a happy new year, not only G.O.D.C. Members but all “Dog People” every where . All the signs are that we will have an enjoyable and rewarding year.

I welcome the new Committee Members and hope everyone will get to know them. I’m sure they will make themselves known and Members are urged to do the same. We have a Committee which is keen to work for the good of the Club and its Members and to assist them I encourage anyone who has ideas or suggestions to approach a Committee Member and start the ball rolling.

“That Calendar!!!” What a winner, I don’t think I have seen such an enthusiastic involvement in a project. All congratulations to Nanette and her team and especially to Felicity Robertson, it is a success both artistically and financially and I’m sure we will see it bigger and better next time so get those cameras clicking.

As you will see from the notice board, the Club will be hosting several Trials in 2016 and I am sure they will be well supported and enjoyed. I wish all entrants an enjoyable and successful day(s).

You will also see that work is continuing on the Club room, we are trying to finish the painting and would appreciate the help of any volunteer who can wield a paint brush for an hour or two. The Library is also being moved, this will give the Library its own dedicated area and allow more usable space in the main Clubroom.

It is the intention this year to resume General Meetings of Members. General Meetings were abandoned because of lack of attendance but it is now felt that involvement in the running of the Club and input from Members is important and General Meetings will be reintroduced and I hope well attended. To work effectively the Committee does need feedback and support.

Finally with the resumption of training we should remind ourselves of the heat policy and that our first priority is to the comfort and wellbeing of our four legged friends.

**Bob Tunncliffe**

## **A WORD FROM THE CANTEEN**

Welcome back everyone!!

The Canteen will be back in operation for the first day of training and if last year was anything to go by, it’s sure to be hot and hotter. This is the time of year when cold drinks are needed and apart from the usual Cokes etc do consider a Kyneton flavoured mineral water. These really took off last year and I am now buying them in bulk.

Likewise, I will have lots of ice creams and Zooper Doopers in the freezer. If sweet stuff isn’t your go, you might fancy an iced coffee or an iced chocolate with or without ice cream.

It will be great to see everyone again and great to get back to some serious training!!

**Nanette Tunncliffe - Canteen Manager**

## **LIST OF RECOMMENDED DOG TRAINERS:**

Tina Button  
Tina's Dog Training  
0414363556

Heather Miller  
Paws2Listen Dog Training .

Helen Read  
Clever Canines  
[clevercanines03@optusnet.  
com.au](mailto:clevercanines03@optusnet.com.au)

## **GODC NADAC TRIALS 2016**


GODC will once again be holding three Agility Trials this year. I am pretty much new to Trialling let alone organising a Trial however I intend to give it my best shot. I have some very big shoes to fill – Carole Sparks has done an excellent job as Trial Secretary for NADAC at the Club. Her organisation and attention to detail has been reflected in the Trials she has run. I owe her a huge vote of thanks for the continuing help and advice she has given me!

Our three Trial dates this year are as follows: 19<sup>th</sup> March, 14<sup>th</sup> May and 13<sup>th</sup> August (this last one is just confirmed). I will be posting information on the Club noticeboard which is located on the veranda area at the Club, as well as Doggy Gossip and Faithfully Yours.

Thank you (in advance) to all the Agility people who have offered help. I will be needing you to sign up for specific tasks way in advance (like Carole, I like to be organised as much as possible). As the Canteen will be in full operation on all days, I am going to need some assistance there as well.

If you have never Tried before I really urge you to give it a go. When Bob and I first started Obedience training we never thought we'd get close to doing Agility. Trialling is just great fun; it's entirely different to being in Class but you get a lot of support and encouragement from the other participants. The worst case scenario is that you go home having had a fun day out with your dog; should things go your way, you'll take home a few ribbons and prizes.

**Nanette Tunnicliffe**  
**NADAC Trial Secretary**



# *Paws2Listen*

*Heather Miller*

0418 790 450

pawstolisten@gmail.com



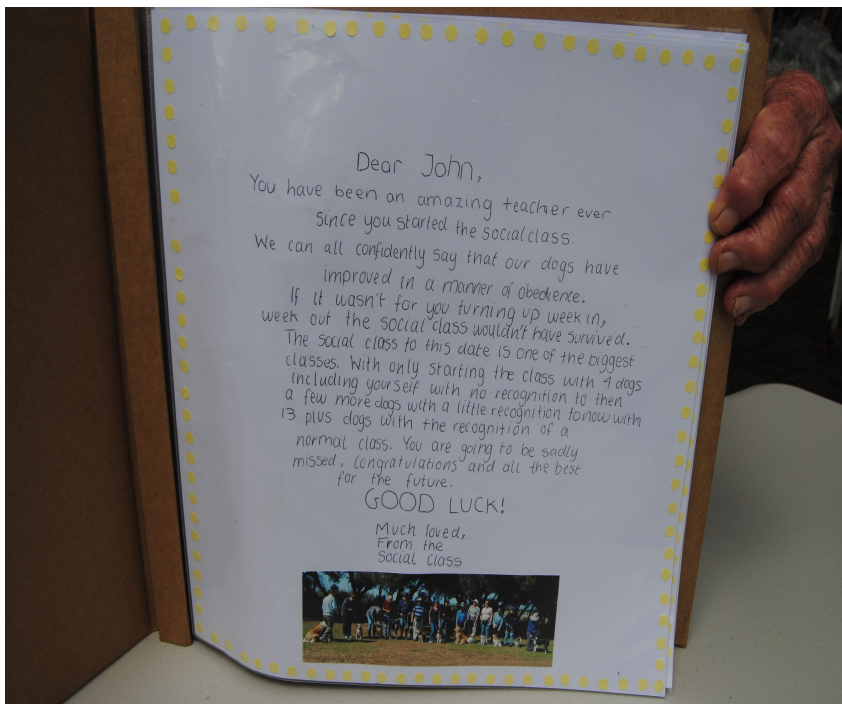
*"Everybody talks to their dogs  
..... but very few listen to them"*





# Farewell to John Shields

Thank you for all your  
hard work





**Photo by Wendy Mitchell**

## **AGILITY**

We are very fortunate at Geelong Obedience Dog Club as we have opportunities to pursue a number of activities with our dogs. One of these is Agility – a performance sport that requires the handler to direct the dog over a series of obstacles within a given time.

Many Geelong members are currently competing with their dogs and having great fun doing so. Others are happy just to learn and train without any expectations of eventually entering competitions. We don't mind what your goals are in agility as long as you and your dog are both having fun.

This term we shall be running six classes, covering Levels 1 to 6, and spread out over three sessions. Because of the higher temperatures at this time of the year we are changing our time slots to the following to try and avoid having our top level dogs working at the hottest time of the morning:

9.00 Levels 5 and 6

10.15 Levels 3 and 4

11.30 Levels 1 and 2

We have a couple of places left in our Level 1 class (Foundation for Agility) so if you think this might be something you and your dog would like to do and you have completed your Merit class, ask your instructor to fill in the agility form and then you can hand it in to the office as soon as possible. Places are limited so you will need to be quick!

For those who are already trialling or those ready to have a go soon, mark 19<sup>th</sup> March in your diaries as GODC's first agility trial for the year. Woohoo!

See you in Class.

**Trish Gavaghan**



# COMMANDS

Dogs are learning all the time. Sometimes it seems they can read our minds, and they anticipate our next action before we've said anything. They aren't really mind readers. They are excellent students of our body language, and they like routine. This means we have to learn to stay one step ahead of our dogs. Since dogs are learning all the time, we want to be sure they're learning the right things.

When you give your dog a command, such as "come," when he is running away from you, and he continues to run away from you, he has learned that when he hears you say "come," he can continue to run away. When you tell your dog "down" from across the room, and he just looks at you, you shrug your shoulders and decide to wait for another time. He has learned that when you say "down," he can ignore you completely. When you say "sit, sit, sit, oh please Rover, sit," in a whiny voice, your dog may eventually sit, but he will learn to wait for the fourth or fifth time he hears the word. And he may learn to simply tune you out because you can't possibly be saying anything serious in that tone of voice.

So the way you give commands will determine if your dog learns to obey you readily and happily. Your tone of voice is very important. Tone, more than words, is something he can relate to. He's used to the high-pitched whiny voices of his littermates which signals play. He's also used to the authority of his mother- the deep, firm voice of control.

You don't want to emulate his littermates if you're trying to get your dog to obey you. You want to sound like the voice of authority. Therefore, you use a crisp, firm tone and you issue the command with confidence. You aren't asking him, you're telling him. The command may be any work you like. But it must be the same word every time. Don't say "down" to keep him from jumping up on you and then use "down" to mean lie down on the ground. The word must always have the same meaning.

One thing you learn quite quickly living with a dog is that they hear very well. If you've ever thought your dog was asleep and tried to quietly move his dog cookie box, you're amazed at how fast he wakes up and arrive at you feet. If you've rattled his leash, it's startling how quickly he's there, even from another room. So, for most dogs, hearing is not a problem. You do not have to shout a command at your dog; nor should you. Picture this: you and your dog are in a nice restaurant and you're enjoying your meal. The waitress comes by and disturbs you dogs, who get up. You yell, "DOWN!" in a very loud voice, because that's the way you taught his the command. He lies down, but you want to crawl under the table with him, because everyone is staring at you.

If you use commands properly from the beginning, you will never get yourself into this situation. So understand right from the start what a command is and how to communicate it to your dog. A command is a word or phrase that always means the same thing. It's issued to the dog in a crisp, firm, quiet but strong tone of voice. It should sound different to him than normal conversation and certainly different than praise.

A command should be said once, as your dog what you're teaching him. In "sit," you give the command as your is going into a sit position. You want to avoid the situation of having said "sit, sit, sit, SIT!" before your dog will obey/ that's why during the teaching phase of every exercise, you don't give the command until your dog is actually doing what you want him to do. You don't say, "sit", as you take out the treat, "sit," as you hold the treat up, and then firmly "SIT", as he sits. You want until you're completely ready; hold the treat just over his head, and then as he sits, you give

### **Commands (continued)**

the command. One word, said in a quiet but firm tone, so that he can couple the word with the action in his mind. Then you immediately follow with a verbal praise “good sit”, and then reward.

When you’re sure your dog knows what a word means, you can give the command and expect him to obey it. When are you sure your dog knows the command? Don’t rush it. Research has show that it takes 75-100 repetitions for a dog to firmly fix a command in long-term memory. That’s a lot of repetitions. And that mean repetitions done correctly. For every time you gave the sit command and he ignored you or he lay down or walked away, you have to increase the repetitions done right. If you practice four perfect sits a day, it would take nearly a month for the dog to have “sit” solidly in his brain.

Think about your tone of voice. Are you whining? Are you asking 0your dog rather than telling him? Do you sound angry? Are you loud? Work on a tone that conveys authority and confidence when giving a command, and a voice that conveys pleasure and approval when issuing praise. Your dog will understand you instinctively.

It’s wonderful to see a person can look at his dog and give a barely audible command, which the dog obeys at once. People are amazed and think it’s a wonder dog. It’s not a wonder dog; it’s wonderful training. It doesn’t happen by accident – you make it happen. All you need is consistency right from the beginning. Give the command quietly, but firmly, make sure you teach your dog what you mean, and praise him happily when he obeys.

### **FOUR PARTS TO A COMMAND**

To give a command so your dog will recognize and obey it, let’s break it down into parts. Generally, there are four parts to a command: dog’s name, command, praise, and release.

#### **NAME**

You use your dogs name to get his attention focused on you, in anticipation of something else to come. Getting your dogs attention is very important. It’s impossible to communicate properly with a dog whose mind is elsewhere. So work on ways of getting and keeping your dogs attention. Clicking your tongue, snapping your fingers, a soft whistle; any sound or movement that gets your dog to look at you should be praised.

Don’t nag your dog by using his name over and over. He will simply tune out. If you say his name and he looks at you, praise him.

#### **COMMAND**

The command should be issued is a crisp firm tone using calm, assertive energy. One or two words are best; any longer and the dog may get confused. Watch the words you use that they don’t have other meanings t the dog. And be careful of words sounding too similar. Such as “take’ and “shake.” Think about what your dog is hearing.

#### **PRAISE**

This is the most important part of all. It’s the reward your dog is working for. Even though you also give other treats, you must verbally praise your dog.

The level of praise should be related to the job the dog did and the personality of the dog. Some dogs need wild enthusiastic praise just to get them mildly interested. Some dogs are wild and enthusiastic on their own and need quiet calm praise to keep them under control. If your dog just

### Commands (continued)

came and sat on command for the first time without a food reward, he should get an excited response from you. But even if you have position your dog in the sit, you still should praise him quietly, so he knows that's what you want.

### **RELEASE**

When your dog has learned what a command means, like "sit" or "down," he can be expected to hold that position for several seconds. And when he learns what "stay" means, you'll expect him to hold that for minutes. Therefore, you want him to learn that he can move out of any position *only* when you give him another command or you release him.

You want to pick a "*release word*" and say it to your dog after you praise him. The word can be anything---"break," "release," "at ease." ("OK is often used, but if you use that word frequently in normal conversation, you may release your dog unintentionally). The release should be said in a happy voice. The dog will have no idea what it means at first, but will come to understand it in time. What this means is that you are releasing him from the previous command, and he can do whatever he wants to do. Meaning he can stay in the position he's in or move to another.

Try always to get your release word in before your dog "breaks," i.e. moves out of the commanded position. In the beginning of teaching sit or down, you only ask the dog to hold the position for two or three seconds. But as he learns the command, you'll expect him to maintain it longer. Give a quiet praise and then the release word. If he breaks before you've released him, put him back in the position, then praise & release.

Remember that praise always comes before release.

*Helen Read*

**CLEVER CANINES**

Certificate IV Dog Behaviour "Delta"

Certified Trainer Dogs Victoria

Delta Assessor

Full Training member of Association of Pet Dog Trainers

: [clevercanines03@optusnet.com.au](mailto:clevercanines03@optusnet.com.au)

( Mobile 0415833508



# Kardinia

Veterinary Clinic & Animal Hospital

**Caring For Over 50 Years**  
355 Moorabool Street, Geelong **Ph 03 5221 5122**  
[www.kardiniavet.com.au](http://www.kardiniavet.com.au)



**Pets Corner**  
Store  
**Fresh Meat & Bones, Dry Food,  
Treats, Accessories**  
Cnr. Portarlington Rd & Albert St., Moolap  
**Ph: 5248 7066**

**Piccadilly Hair**

392 Latrobe Tce, Newtown VIC 3220  
**(03) 5229 3861**



**Geelong Flower Farm**  
392/400 Bellarine Highway Geelong  
**P: 03 5250 5205**  
E: [info@geelongflowerfarm.com.au](mailto:info@geelongflowerfarm.com.au)  
W: [www.geelongflowerfarm.com.au](http://www.geelongflowerfarm.com.au)

**www.OZPETSHOP.com.au**



**03 5253 2552**  
E: [enquiries@ozpetshop.com.au](mailto:enquiries@ozpetshop.com.au)  
Shed 5, 19 Murradoc Rd, Drysdale

**LOOKINGSMART** 

**No Job too Big or too Small**



7 Marine Parade, Ocean Grove  
**P: 5256 3788**  
[info@lookingsmart.com.au](mailto:info@lookingsmart.com.au)  
[www.lookingsmart.com.au](http://www.lookingsmart.com.au)



# Physiological Signs of STRESS



**PANTING**



**PUPILS DILATED**



**SHEDDING**



**URINATION/  
DEFECATION**



**HYPERSALIVATION**



**NOT TAKING  
TREATS**



**TENSE MUSCLES**



**LIPSTICK SHOWING**



**GRIMACE**



**SWEATY PAWS**



**VOMITING**



**RED SCLERA**

Vet Behaviour Team  
Phone: 0432881174  
[www.vetbehaviourteam.com](http://www.vetbehaviourteam.com)